



# CHELTENHAM BOROUGH COUNCIL PLAYING PITCH STRATEGY & ACTION PLAN



A FINAL REPORT BY FMG CONSULTING LTD

FORMALLY ADOPTED BY CHELTENHAM BOROUGH COUNCIL ON 14 MARCH 2025

# Table of Contents

1.	Introduction .....	1
2.	Sport Specific Issues and Scenario's .....	6
3.	Strategic Recommendations.....	45
4.	Action Plan.....	51

# Appendices

Appendix A – Funding Plan

Appendix B – Stage E Checklist

Appendix C – Glossary of Terms

# Definitions

3G	Third Generation (artificial grass pitch)
AGP	Artificial Grass Pitch
CIL	Community Infrastructure Levy
CFA	County Football Association
EH	England Hockey
FA	Football Association
FC	Football Club
FF	Football Foundation
CC	Cricket Club
HC	Hockey Club
ECB	England and Wales Cricket Board
LTA	Lawn Tennis Association
MES	Match Equivalent Session
NGB	National Governing Body
ONS	Office of National Statistics
PPS	Playing Pitch Strategy
PQS	Performance Quality Standard
RFU	Rugby Football Union
S106	Section 106
TGR	Team Generation Rate

# 1. Introduction

## Introduction

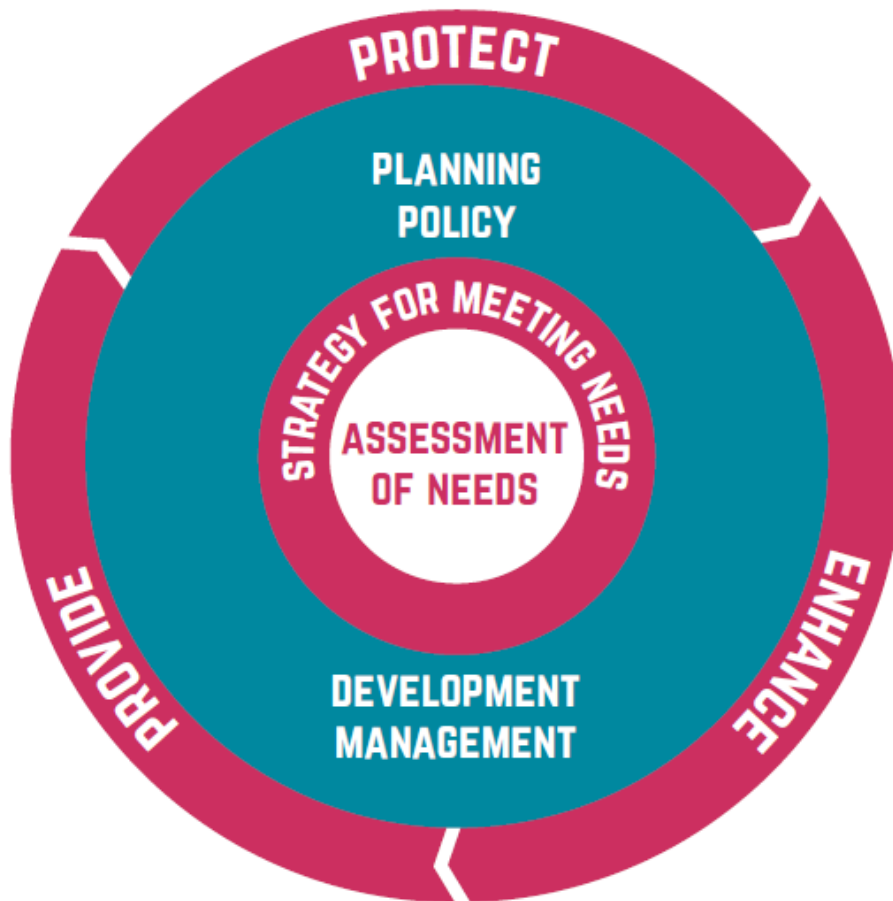
- 1.1 The Playing Pitch Strategy (PPS) Action Plan for Cheltenham provides evidence on the supply and demand for sports pitches within the Borough, to ensure that suitable provision is made for both the existing population and any future demand up to 2041.
- 1.2 The strategy has been developed in accordance with Sport England's Playing Pitch Strategy guidance. It provides information on the supply and demand for outdoor playing pitches within the Borough, covering the public, private, educational, voluntary and commercial sectors.
- 1.3 The information contained within the PPS will provide an important element of the evidence base to protect as appropriate and enhance existing provision and ensure that future demand can be catered for. It will also help to inform planning decisions and developer contributions where appropriate and will inform the preparation of the [Cheltenham, Gloucester and Tewkesbury Strategic and Local Plan](#) (SLP) that, amongst other aspects, will set out a development strategy; development requirements; policies and site allocations
- 1.4 The PPS Action Plan provides a clear set of recommendations that are prioritised for each sport, area and site. This Action Plan should be used by all stakeholders involved in its development when looking at the future provision of outdoor sports facilities. It should be used to identify where investment needs to be prioritised for each sport in order to meet any of the shortfalls that have been identified. This should also be the case when new provision is being proposed, linked to any housing growth. This will help to ensure that provision is always provided in the right locations to meet demand. This should always be done in conjunction with the relevant NGBs and Sport England.
- 1.5 Whilst the SLP covers the three authorities, the geographical scope of this PPS is **Cheltenham Borough** but includes the two current strategic allocations West Cheltenham and North West Cheltenham) sites within the adopted [Gloucester, Cheltenham and Tewkesbury Joint Core Strategy](#) (JCS) (which straddle Cheltenham and Tewkesbury Borough Council's boundaries. These schemes are moving to determination by the relevant planning committees during 2025. There has been full engagement with Tewkesbury Borough Council in the preparation of this PPS.
- 1.6 This PPS reflects imported and exported demand to and from neighbouring authorities such as Tewkesbury and Gloucester, and the impact that any future provision provided on, or in close proximity to those boundaries will have.
- 1.7 This PPS provides the technical evidence base to inform delivery via current and future planning applications, future policy and funding bids set within the context of:
  - An up-to-date picture of Cheltenham's population;
  - An up-to-date picture of current provision;
  - An up-to-date assessment of future needs in respects of sports and recreation facilities, clearly identifying any under/over provision up to 2041; and
  - The role of Community Infrastructure Levy (CIL) and Section 106 obligations in meeting needs.

- 1.8 This PPS was agreed by the Council's [Cabinet on 23<sup>rd</sup> July 2024](#) and subject to a period of further engagement with all the organisations and partners identified in the action plan was formally agreed and published in March 2025

### Aims

- 1.9 This PPS follows the three overarching planning objectives identified by Sport England's Playing Pitch Strategy Guidance, which are:
1. **Protect** existing pitch provision;
  2. **Enhance** pitches and ancillary provision by improving the quality and management of facilities;
  3. **Provide** new pitches and ancillary provision where there is demand.
- 1.10 This is shown in Figure 1.1 below which is extracted from the Sport England Planning for Sport Guidance June 2019 ([Sport England - Planning for Sport Guidance](#))

Figure 1.1 - Sport England Planning Objectives



## **Vision**

- 1.11 The vision for the PPS sets out how the council and its partners can deliver the shared vision for physical activity and sports as agreed by the Council's Cabinet in July 2023.

**Cheltenham is a place where everyone has the opportunity to enjoy and benefit from physical activity and sports, creating active, healthy and happy communities**

## **Objectives**

- 1.12 To achieve this vision, the strategy and updated assessment will deliver against the following objectives:
- Cheltenham has the physical sporting infrastructure needed to ensure everyone has the opportunity to enjoy sports and physical activity;
  - Cheltenham has the community sporting infrastructure (clubs, teams, and groups) needed to ensure everyone has the opportunity to enjoy sports and physical activity;
  - That this physical and community infrastructure is of appropriate quality, is in the right place to meet current and projected future demand, meets up-to-date standards of accessibility and is financially sustainable over the longer-term;
  - Create active and engaged communities where everyone has the chance to be active and thrive;

## **Agreed Scope**

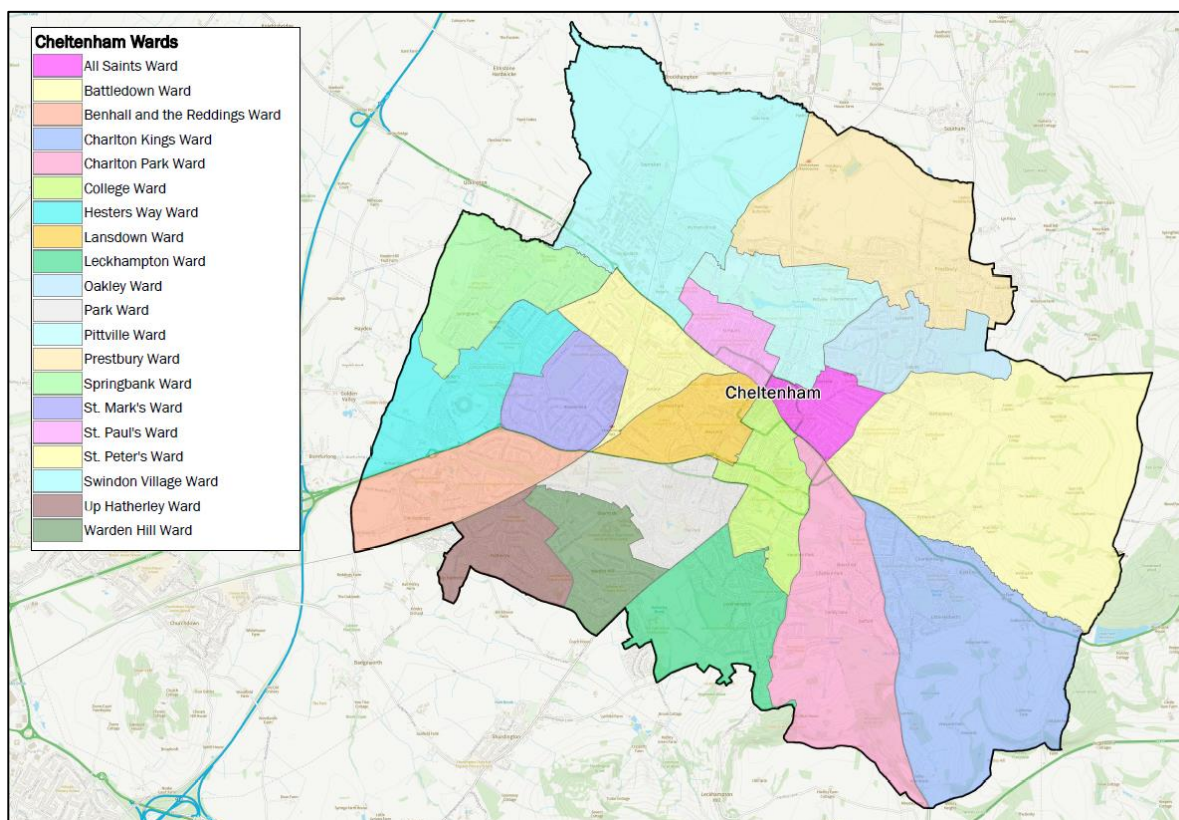
- 1.13 The following outdoor sports are captured as part of the strategy:
- Football;
  - Rugby Union;
  - Rugby League;
  - Lacrosse;
  - Hockey;
  - Cricket: and
  - Other Sports (American Football)
- 1.14 There are other sports which are active in Cheltenham such as croquet, archery, running etc. and through the action plan there is ongoing engagement and where appropriate collaboration with these clubs. However, these sports are not captured as part of this PPS
- 1.15 Artificial Grass Pitches (AGPs) relevant to the sports noted above are also captured, alongside any ancillary provision that accompanies any pitches included with the agreed scope
- 1.16 The PPS Action plan has been developed in conjunction with the PPS steering group, which includes representatives from each of the following organisations.

- Cheltenham Borough Council;
  - Sport England;
  - Active Gloucestershire;
  - Gloucestershire FA;
  - The Football Foundation
  - The Rugby Football Union (RFU);
  - The England and Wales Cricket Board (ECB);
  - Gloucestershire Cricket Foundation; and
  - Rugby Football League.
- 1.17 The PPS has been developed in line with Sport England's '[Playing Pitch Strategy Guidance: An approach to developing and delivering a playing pitch strategy](#)', which was published in October 2013
- 1.18 The guidance references a 10 step, 5 stage approach:
- Stage A: Prepare and tailor the approach (Step 1);
  - Stage B: Gather information and views on the supply of and demand for provision (Steps 2 & 3);
  - Stage C: Assess the supply and demand information and views (Steps 4, 5 & 6);
  - Stage D: Develop the strategy (Steps 7 & 8);
  - Stage E: Deliver the strategy and keep it robust and up to date (Steps 9 & 10).
- 1.19 This PPS covers stage D of the approach

## Study Area

- 1.20 This PPS covers the administrative boundary of Cheltenham Borough. This is shown in Figure 1.2 below.

**Figure 1.2 – Map of the study area**



## 2. Sport-Specific Issues and Scenarios

### Introduction

- 2.1 This section of the Action Plan looks at the issues that were identified for each sport within the Assessment Report. Certain scenarios have also been applied to each sport to assess the impact that these will have on pitch provision within the Borough. These scenarios have been agreed with each NGB beforehand.
- 2.2 Table 2.1 shows current (2023) and future (2041) capacity of playing pitches in the Borough.

**Table 2.1 - Current (2023) and future (2041) capacity of playing pitches in Cheltenham**

Sport	Pitch Type	Current Capacity 2023	Future Capacity 2041
Football - Grass Pitches	Adult pitches	Spare capacity of 1 MES per week	Spare capacity of 0.5 MES per week
	Youth Football 11v11	Shortfalls of -1.5 MES per week	Shortfalls of -1.5 MES per week
	Youth Football 9v9	Spare capacity of 2 MES per week	Spare capacity of 2 MES per week
	Mini Soccer 7v7	Spare capacity of 8.5 MES per week	Spare capacity of 8.5 MES per week
	Mini Soccer 5v5	Pitches at capacity	Pitches at capacity
3G AGPs	Full size with sports lighting	Shortfall of 4 pitches	Shortfall of 4 pitches
Rugby Union	Senior	Shortfall of 13.7 MES	Shortfall of 13.7 MES
Hockey AGPs	Full size with sports lighting	Spare capacity for midweek training and weekend match play	Spare capacity for midweek training and weekend match play
Cricket	Senior grass wicket	Shortfalls of 141 MES per season	Shortfalls of 141 MES per season
Rugby League	Senior Rugby League	Spare capacity of 0.5 MES	Spare capacity of 0.5 MES
Lacrosse	Lacrosse	Demand is being met	Demand is being met
American Football	American Football	Demand is being met	Demand is being met

- 2.3 [Football Association \(FA\) guidance](#) states the following for pitch capacity in the form of match equivalent sessions per week. For example, a good quality adult pitch has capacity for 3 matches per week. This is expressed in Match Equivalent Sessions (MES)

## Summary

- 2.4 There is some degree of spare capacity on the majority of grass football pitches, with the exception of youth 11v11 pitches, which are overplayed by 1.5 MES per week and mini soccer 5v5 pitches that are at capacity. Spare capacity on adult football pitches and youth 9v9 pitches is minimal, especially when future demand for adult pitches is considered. This will need to be monitored as part of the Stage E process as any minor changes in pitch supply, quality, or demand could have a negative impact on this spare capacity.
- 2.5 There are significant shortfalls of 3G AGPs in the Borough. This was highlighted as an issue by several clubs during the consultation. There could also be opportunities for 3G AGPs in the area to meet demand for other sports such as rugby union, rugby league, American football and lacrosse.
- 2.6 There are significant shortfalls on senior rugby union pitches in the Borough. These are primarily caused by pitches catering for significant midweek training demand. These could be alleviated by improving pitch quality through increased maintenance and the provision of additional pitches with sports lighting, this will enable midweek training demand to be spread across more pitches. The provision of World Rugby compliant 3G AGPs could also absorb some midweek training demand and help to alleviate overplay.
- 2.7 There are significant shortfalls on grass cricket pitches. Some of these shortfalls can be alleviated by improved pitch maintenance but there may need to be consideration for the provision of new pitches along with additional and better use of NTPs.
- 2.8 There is some spare capacity available for rugby league, although security of tenure is an issue. Spare capacity has been identified for Hockey AGPs. Security of tenure has been identified as an issue for hockey though. Demand for lacrosse and American football is being met outside of the Borough at present.
- 2.9 The following is a summary for each individual sport, which lists the key findings and issues that were identified in the preceding Assessment Report, followed by the scenario testing.
- 2.10 Please note the following definitions of secured and unsecured.

**Community use of a site is deemed to be secured if use has been confirmed for three years.**

Unless known otherwise, Local Authority, Town Council and Parish Council sites are deemed to have secured community use. Clubs' sites would be deemed secured, dependent on the type of agreement they have in place with the site owner.

The term **unsecured** mainly relates to educational sites where the following should be in place to ensure certainty of secured community use (if not in place, then the site provides unsecured community use):

- A formal community use agreement;
- A leasing or management agreement requiring pitches to be available to the community/a community club;
- A formal policy for community use adopted by the owner and or educational establishment;
- Written confirmation from the owner and or educational establishment.

## Football Summary

- In total there are currently 33 football clubs in Cheltenham Borough who affiliate to Gloucestershire FA. Between them they have 182 teams.
- There are currently 46 sites in Cheltenham Borough that provide grass football pitches, this equates to 101 pitches in total. There are 57 pitches that are available for community use across 23 sites;
- There were 38% (39) of pitches assessed as good in total, 41% (41) of pitches were assessed as standard and 21% (21) of pitches were assessed as poor. All poor quality pitches that are available for community use (14), are located on Council sites;
- There are currently 167 male teams playing in Cheltenham Borough and 15 female teams. There are also 12 teams who import demand into the Borough and eight teams who export demand outside of the Borough. All exported demand is catered for in Tewkesbury and the Forest of Dean.
- If future demand forecast by clubs who took part in the consultation was realised, an additional 34 football teams would be created in the Borough, this would generate an additional 17 MES sessions of demand per week. The greatest amount of demand generated would be for mini soccer teams, this would account for 58% of all new teams and generated and 10 MES of demand;
- Team generation rates (TGR) only forecast growth in one adult men's football team at present. This will create 0.5 MES per week of additional demand on adult football pitches. There are no increases forecast at any other age groups based on TGRs;
- In total there is actual spare capacity of all pitch types amounting to 18.5 MES per week in Cheltenham Borough. The highest amount of actual spare capacity is on mini soccer 7v7 pitches (46%), followed by adult pitches (38%), then youth 9v9 pitches (12%) and finally Youth 11v11 pitches (4%). There is no actual spare capacity on mini soccer 5v5 pitches;
- Adult pitches have the greatest amount of overplay in the Borough, 7 MES in total per week. Youth 11v11 pitches currently have 2 MES of overplay on them in total and Youth 9v9 pitches have 0.5 MES of overplay on them. No mini soccer football pitches in the Borough are currently overplayed;
- There are current shortfalls on youth 11v11 pitches equating to 1.5 MES per week. These are unaffected when future demand is considered. Adult football pitches are currently at capacity but become overplayed by 0.5 MES when future demand is considered. There is currently spare capacity of 8 MES on mini soccer 7v7 pitches which is unaffected when future demand is considered. Youth football 9v9 football pitches have 2 MES of spare capacity on them, which remains unaffected when future demand is considered. Mini soccer 5v5 pitches are at capacity now and in the future.

## Football Scenarios – Grass Pitch Supply

### Impact of losing unsecured football pitch provision.

- 2.11 The assessment report identified six sites currently used by football clubs where security of community use is unsecured. These are:
- Balcarras Sports Centre;
  - Bournside Sports Centre;
  - Pittville School;
  - St Marks Church of England Primary School;
  - The Pavilion – Cheltenham; and
  - The University of Gloucestershire (Park Campus)
- 2.12 Between them, these sites provide 16 grass football pitches that are used by 55 teams. The Pavilion – Cheltenham is used by FC Lakeside Youth's under 5's and under 6's. Their use has been converted in to match equivalent sessions. This scenario assesses the impact of these pitches no longer being available to use on the current supply and demand of pitches within the borough. The current status of these sites is shown in Table 2.2.
- 2.13 Where pitch quality is referred to, this has been colour coded as follows:

Good
Standard
Poor

- 2.14 Where pitch balance (MES) is referred to, this has been colour coded as follows:

Spare capacity
At capacity
Overplayed

Table 2.2 – Current unsecured sites used for football

Site Name	PPS Site ID	Management Type	Pitch Type	Number of Pitches	Overmarked Pitches	Pitch Type	Community use category	Pitch Quality	Carrying Capacity (MES per week)	Total Use (MES / week)	Balance (MES / week)	Spare Capacity at peak times (MES / week)
Balcarras Sports Centre	3	School/ College/ University (in house)	Adult Football	1	No	N/A	Available for community use and used	Good	3	2.5	0.5	0.5
			Mini Soccer 7v7	1	No	N/A		Good	6	1	5	1
Bournside Sports Centre	5	School/ College/ University (in house)	Adult Football	2	No	N/A	Available for community use and used	Good	6	6	0	None
			Youth Football 9v9	2	Yes	Marked within a Senior Rugby pitch		Good	8	5.5	2.5	0.5
			Mini Soccer 7v7	4	Yes	Marked within a Senior Rugby pitch		Good	24	7.5	16.5	2
			Mini Soccer 5v5	2	No	N/A		Good	12	4.5	7.5	1
Pittville School	41	School/ College/ University (in house)	Youth Football 11v11	2	Yes	2 x Mini Soccer 5v5	Available for community use and used	Good	8	8	0	None

Site Name	PPS Site ID	Management Type	Pitch Type	Number of Pitches	Overmarked Pitches	Pitch Type	Community use category	Pitch Quality	Carrying Capacity (MES per week)	Total Use (MES / week)	Balance (MES / week)	Spare Capacity at peak times (MES / week)
St Marks Church Of England Junior School	52	School/ College/ University (in house)	Youth Football 9v9	1	No	N/A	Available for community use and used	Standard	2	2	0	None
			Mini Soccer 7v7	1	No	N/A		Standard	4	2	2	1
The Pavilion - Cheltenham	59	Community Organisation	Mini Soccer 5v5	2	No	N/A	Available for community use and used	Standard	8	2	6	2
The University of Gloucestershire (Park Campus)	61	School/ College/ University (in house)	Mini Soccer 5v5	1	No	N/A	Available for community use and used	Standard	4	2.5	1	None

- 2.15 Should these pitches no longer be available, there would be 29.5 MES per week of unmet demand within the Borough that would need to be catered for. Table 2.3 shows the impact of this demand being met on the existing grass pitch supply within the Borough by updating the supply and demand analysis of grass football pitches from the Assessment Report. As all of the sites in Table 2.3 are education sites, the total use of the pitches accounts for curricular and extra-curricular activities. These figures have been adjusted in Table 2.3, so that only use from grass roots football clubs is being accounted for.

**Table 2.3 – Impact of losing unsecured sites for football**

Pitch Type	Actual Spare Capacity (MES/week)	Overplay (MES/week)	Total (MES/week)	Future capacity if unsecured sites are lost
Adult	7	7	0	-4.5
Youth Football 11v11	0.5	2	-1.5	-7.5
Youth Football 9v9	2.5	0.5	2	-2.5
Mini Soccer 7v7	8.5	0	8.5	1
Mini Soccer 5v5	0	0	0	-6.5

- 2.16 Losing all unsecured football pitch provision in the Borough would result in there being shortfalls on all football pitches types, with the exception of mini soccer 7v7 pitches, which would have minimal spare capacity of 1 MES per week. **It is therefore imperative that the PPS steering group work together to secure use for football clubs on these sites through the provision of a suitable agreement to safeguard use of the pitches.**

#### **Impact of securing unsecured sites for football**

- 2.17 The sites identified in the previous scenario had any spare capacity discounted due to the fact the community use was identified as unsecured. Should the PPS steering group be able to work together to secure use on these sites for football, any spare capacity identified would now be counted. Table 2.4 shows the impact of any spare capacity on unsecured sites used for football being realised, by updating the supply and demand analysis of grass football pitches from the Assessment Report. This has added any discounted spare capacity identified on unsecured sites to the spare capacity already identified on each pitch type.

**Table 2.4 – Impact of securing unsecured sites for football**

Pitch Type	Actual Spare Capacity (MES/week)	Impact of Securing Unsecured Sites	Overplay (MES/week)	Total (MES/week)
Adult	7	0.5	7	0.5
Youth Football 11v11	0.5	0	2	-1.5
Youth Football 9v9	2.5	0.5	0.5	2.5

Pitch Type	Actual Spare Capacity (MES/week)	Impact of Securing Unsecured Sites	Overplay (MES/week)	Total (MES/week)
Mini Soccer 7v7	8.5	4	0	12.5
Mini Soccer 5v5	0	3	0	3

- 2.18 There would now be additional spare capacity on all pitch types with the exception of youth 11v11 pitches, which would still have shortfalls of 1.5 MES per week on them.

## Improving poor and standard quality pitches to good

- 2.19 The Football Foundation have aspirations to improve 20,000 grass pitches to a good standard nationally, using their PitchPower app ([Football Foundation - PitchPower](#)). Where this app is used to assess pitch quality, there is an opportunity for clubs and organisations to apply for funding from the Football Foundation towards maintenance kit and equipment, along with maintenance contractors services, providing they meet the relevant criteria. During the pitch assessments, there were 24 pitches available for community use assessed as standard quality and 12 pitches available for community use assessed as poor quality. All poor quality pitches are located on Council sites. Table 2.5 assesses the impact of improving pitch quality on all of these sites to a good standard.

**Table 2.5 - Impact of improving poor and standard quality pitches to good**

Site Name	PPS Site ID	Pitch Type	Number of Pitches	Agreed pitch quality rating	Carrying Capacity (MES /week)	Total Use (MES / week)	Balance (MES / week)	Updated Pitch Quality	Updated Capacity	Updated Balance
Agg Gardner Recreation Ground	1	Adult Football	1	Standard	2	1	1	Good	3	2
Brizen Farm Playing Field	6	Youth Football 11v11	1	Poor	1	0.5	0.5	Good	4	3.5
Clyde Crescent Recreation Ground	19	Adult Football	1	Standard	2	2	0	Good	3	1
Elmfield Park	22	Adult Football	1	Standard	2	0.5	1.5	Good	3	2.5
Hatherley Park	26	Mini Soccer 7v7	2	Standard	8	0.5	7.5	Good	12	11.5
King George V Playing Field (Cheltenham)	31	Adult Football	5	3 Poor	7	5	5	Good	15	12
				2 Standard						
King George V Playing Field (Cheltenham)	31	Youth Football 9v9	2	Standard	4	1	3	Good	8	7

Site Name	PPS Site ID	Pitch Type	Number of Pitches	Agreed pitch quality rating	Carrying Capacity (MES /week)	Total Use (MES / week)	Balance (MES / week)	Updated Pitch Quality	Updated Capacity	Updated Balance
King George V Playing Field (Cheltenham)	31	Mini Soccer 7v7	2	Standard	8	2	6	Good	12	10
Naunton Park	35	Adult Football	2	Standard	4	6	-4	Good	6	0
Naunton Park	35	Youth Football 9v9	1	Standard	2	1	2	Good	4	3
Naunton Park	35	Mini Soccer 7v7	1	Standard	4	1	3	Good	6	5
Petersfield Park	40	Adult Football	1	Poor	1	2	-1	Good	3	1
Prestbury Playing Fields	42	Adult Football	1	Standard	2	2.5	-0.5	Good	3	0.5
Prestbury Playing Fields	42	Mini Soccer 7v7	2	Standard	8	4	4	Good	12	8
Priors Farm	44	Adult Football	2	Poor	2	2.5	-0.5	Good	6	3.5
Priors Farm	44	Youth Football 9v9	1	Poor	1	1.5	-0.5	Good	4	2.5
Springfield Park	49	Adult Football	1	Poor	1	0.5	0.5	Good	3	2.5
St Marks Church Of England Junior School	52	Youth Football 9v9	1	Standard	2	2	0	Good	4	2
St Marks Church of England Junior School	52	Mini Soccer 7v7	1	Standard	4	2	2	Good	6	4

Site Name	PPS Site ID	Pitch Type	Number of Pitches	Agreed pitch quality rating	Carrying Capacity (MES /week)	Total Use (MES / week)	Balance (MES / week)	Updated Pitch Quality	Updated Capacity	Updated Balance
Swindon Village	54	Adult Football	1	Poor	1	1.5	-0.5	Good	3	1.5
Swindon Village	54	Youth Football 11v11	2	Poor	2	4	-2	Good	8	4
Swindon Village	54	Mini Soccer 7v7	2	Poor	4	2.5	1.5	Good	12	9.5
The Beeches	55	Adult Football	2	Standard	4	2.5	1.5	Good	6	3.5
The Beeches	55	Youth Football 9v9	1	Standard	2	1.5	0.5	Good	4	2.5
Whaddon Recreation Ground	62	Adult Football	1	Standard	2	1.5	0.5	Good	3	1.5
The Pavilion - Cheltenham	59	Mini Soccer 5v5	2	Standard	8	2	6	Good	12	10
The University of Gloucestershire (Park Campus)	61	Mini Soccer 5v5	1	Standard	4	2.5	1	Good	6	6
Whaddon Recreation Ground	62	Mini Soccer 7v7	1	Standard	4	0	4	Good	6	6

- 2.20 Should all pitches available for community use, that are currently standard or poor quality, be improved to a good standard, overplay would reduce from 9 MES per week to 2.5 MES per week. The only overplayed pitch that would remain in the Borough is the adult pitch at Burrow's Field, which is already of good quality. This would reduce the shortfalls that were identified on youth 11v11 pitches. Table 2.6 shows the balance of football pitches in the Borough based on standard and poor quality football pitches being improved to a good.

**Table 2.6 – Impact of reducing overplay by improving pitch quality**

Pitch Type	Actual Spare Capacity (MES/week)	Overplay (MES/week)	Total (MES / week)	Future Demand (MES/week)	Future Total (MES/week)
Adult	7	2.5	4.5	0.5	4
Youth Football 11v11	0.5	0	0.5	0	0.5
Youth Football 9v9	2.5	0	2.5	0	2.5
Mini Soccer 7v7	8.5	0	8.5	0	8.5
Mini Soccer 5v5	2	0	2	0	2

#### **Catering for demand identified by clubs**

- 2.21 As part of the consultation, clubs were asked to identify where they saw their future growth. Based on clubs who responded, there was future growth of 34 teams identified by clubs in Cheltenham, which would equate to 17 MES per week of demand. This has been summarised in Table 2.7 below.

**Table 2.7 – Summary of forecast team growth**

Team Type	Number of Teams	MES / week
Adult	5	2.5
Youth 11v11	3	1.5
Youth 9v9	6	3
Mini Soccer 7v7	7	3.5
Mini Soccer 5v5	13	6.5
<b>Total</b>	<b>34</b>	<b>17</b>

- 2.22 Table 2.8 assesses the impact that this demand would have on the current balance of pitches within the Borough. Future demand has been calculated on the basis that each new team will generate 0.5 MES per week of demand. This is because teams in the Borough play on a home and away basis so two teams can share a home pitch.

**Table 2.8 – Impact of forecast club demand on pitch balance**

Pitch Type	Curren Balance (MES / week)	Future Demand Identified by Clubs (MES / week)	Future Total (MES / week)
Adult	0	2.5	-2.5
Youth Football 11v11	-1.5	1.5	-3
Youth Football 9v9	2	3	-1
Mini Soccer 7v7	8.5	3.5	5
Mini Soccer 5v5	0	6.5	-6.5

- 2.23 Table 2.8 shows that if forecast demand identified by football clubs in the Borough was realised, there would be shortfalls across all pitch types, with the exception of mini soccer 7v7 pitches, which would still have spare capacity of 5 MES per week. The biggest impact would be on mini soccer 5v5 pitches, which would go from being at capacity to having shortfalls of 6.5 MES per week.

#### **Recommendations for football**

- Seek to protect all existing sites used for football;
- Seek to secure sites that have been identified as unsecured for football;
- Explore opportunities to work with clubs who are keen to take on the management and operation of Council pitch sites to improve their quality, similar to the approach taken with Leckhampton Rovers FC at Burrow's Field;
- Seek to improve the quality of poor and standard quality grass pitches to a good standard. It is recommended that this is done in conjunction with use of the PitchPower app and with support provide by the Grounds Management Association (GMA);
- Explore opportunities to work with clubs to improve the quality of ancillary facilities at any sites where provision is assessed as poor; and assess the need for providing ancillary provision on sites used by clubs without any;
- Seek to support any displaced demand to return to the Borough by ensuring that there is enough provision of the right quality to meet this demand;
- Where there is demand, consider opportunities to bring unmarked pitches back in to use for football;

- Work with Gloucestershire FA on a plan for how clubs within the National League System are able to meet the relevant Stadium Accreditation to progress through the system and also for those clubs just outside the National League System should they have aspirations to do so;
- Feedback from local league indicates that there is a significant shortfall of 9v9 pitches. The league also states that conversations are ongoing about inner marking pitches to support the lack of available pitches. This will increase the usage and thus, impact upon those pitches. This may mean that pitches will lose quality unless stringent maintenance is put in place;
- Work with the Gloucestershire FA and the Football Foundation to update the Local Football Facilities Plan for Cheltenham once the PPS has been signed off by PPS Steering Group and approved by Cabinet.

### 3G AGP Scenarios

#### Moving all mini soccer match play to 3G AGPs

- 2.24 The FA have an aspiration for mini soccer games to be played on 3G pitches. This is because of their capacity to provide multiple kick offs on any given match day, plus the quality of experience that they offer the participants. This scenario assesses how many 3G pitches would be required in the Borough to accommodate all mini soccer match play.
- 2.25 Peak demand for mini soccer matches is Saturday mornings. There are currently 34 mini soccer 7v7 teams and 17 mini soccer 5v5 teams who play at this time. This includes teams who are currently exported out of the Borough but not teams who are imported into the Borough.
- 2.26 Table 2.9 summaries the number of 3G AGPs required to cater for all mini soccer match play at peak times.

**Table 2.9 – Number of 3G AGPs required for mini soccer match play**

Format	Number of teams	Number of matches	3G Match Units Required	Total 3G Units Required	3G Pitches Required
Mini Soccer 7v7	34	17	8	136	2.13
Mini Soccer 5v5	17	8.5	4	34	0.53
<b>Total</b>					2.66

- 2.27 In total there would be 3 (rounded up from 2.66) 3G AGPs required to cater for mini soccer match play demand at peak times in Cheltenham.

#### Impact of forecast demand from clubs on 3G AGP demand

- 2.28 The Assessment Report calculated demand for 3G AGPs in the Borough based on the FA's ratio of 1:38. On the basis of there being 175 teams in the Borough, there was demand identified for 5 11v11 3G's rounded up from 4.6. With one 11v11 size 3G pitch currently provided at All Saints Academy, this leaves a shortfall of four 11v11 pitches. Table 2.10 looks at impact on demand for 3G pitches, should the 34 teams forecast by clubs in the Borough be realised.

**Table 2.10 – Impact of forecast club demand on 3G AGPs**

Current Team Numbers	Current Requirement for 3G AGPs	Current Full size 3G AGPs	Current Shortfall of 3G AGPs	Future Team Numbers	Future Requirement for 3G AGPs
178	5 (rounded up from 4.6)	1	4	212	4.5

- 2.29 If this demand was realised, future requirements for 3G AGPs in the Borough would increase by 0.5 to 4.5 pitches.

### **Recommendations for 3G AGPs**

- Seek to protect the existing stock of 3G AGPs in the Borough;
- Seek to maintain quality of existing 3G AGPs;
- Seek to ensure that any pitches currently on the 3G pitch register remain on there. Also ensure that the pitch at Cheltenham Tigers RFC remains World Rugby Compliant;
- Seek to ensure that any future 3G AGPs that are developed are constructed to the appropriate specification that enables them to be tested for inclusion on the 3G pitch register. Where appropriate, also consider when pitches can be made WR compliant and meet RFL Community Standard;
- Encourage sites identified as potentially being able to provide 3G pitches to undertake any necessary feasibility work to understand if a 3G pitch is viable. These sites include Bournside School, Petersfield Park, Pittville School and the Prince of Wales Stadium;
- Seek to ensure that any current or future 3G AGPs developed have a longer term maintenance plan place that enables them to be resurfaced when required;
- Explore opportunities where any new 3G AGPs can be developed to meet demand from rugby union, rugby league, American football and lacrosse teams;
- Seek to ensure than any future 3G AGP developments are delivered strategically to meet the identified shortfalls, this should be done in conjunction with the PPS steering group.

## Rugby Union Summary

- There are currently three community rugby union clubs in Cheltenham Borough and four located just outside the Borough boundary. Between them, these seven clubs have a total of 60 teams;
- There are currently 42 rugby union pitches identified within Cheltenham Borough across 15 sites. Fifteen of the 42 pitches are located on sites used by community rugby clubs, the remaining 28 pitches are located on education sites. The four community rugby union clubs located just outside of Borough boundary have a combined total of nine grass rugby union pitches. There is also a World Rugby compliant 3G AGP located at Cheltenham Tigers RUFC at their Newlands site;
- There were no sites identified as previously providing rugby union pitches that are now disused;
- Community rugby union clubs have security of community use at the majority of sites. Security of tenure is an issue at two sites. At the Prince of Wales Stadium, Smiths RFC hire their pitches annually from the Cheltenham Trust. As the head lease for the site is between CBC and the Cheltenham Trust, and this only runs to 2029, it is not possible to provide security of tenure beyond this date. At Old Patesians where Old Patesians RFC hire the pitches annually from CBC, as the land is designated public open space and it is not possible to provide security of tenure, though a licence option is to be explored.
- All grass rugby union pitches in the Borough have been assessed as being basic quality;
- Of the seven sites used by community rugby union clubs, four were assessed as providing good quality ancillary provision and three as standard;
- If demand forecast by community rugby union clubs was realised, there could be up to 24 new teams created;
- Another way that future demand can be calculated is by looking at population forecasts and how these impact upon Team Generation Rates (TGRs). Using these rates however, predict that there won't be any new community rugby union teams created up to 2041 in Cheltenham Borough
- There are two sites used by community rugby union clubs that are identified as having actual spare capacity, these are King George V Playing Field (Cheltenham) and Prince of Wales Stadium. King George V Playing field has spare capacity of 0.3 MES and the Prince of Wales Stadium has spare capacity of 2.3 MES, which equates to 2.6 MES of spare capacity in total;
- There is overplay totalling 16.3 MES per week in Cheltenham Borough. All overplay is located on sites used by community rugby union clubs, with the exception on Pittville School. The only site located within the Borough that is used by a community rugby union club and overplayed is Old Patesians Sports and Social Club Ltd, which is overplayed by 3 MES per week. Midweek training is one of the biggest contributing factors to overplay on senior rugby union pitches, with six sites (12 pitches) overplayed when just looking at midweek training demand. This could be alleviated through the provision of sports lighting on more pitches:
- There are current shortfalls of 13.7 MES per week on senior rugby pitches in Cheltenham Borough, these don't increase when future demand based on TGRs is taken into account. If senior rugby union pitches within the Borough were assessed by themselves, the shortfalls would reduce to 0.8 MES per week.

## Rugby Union Scenarios

### Impact of losing sites where clubs don't have tenure

- 2.30 Whilst all sites used by community rugby union clubs provide security of community use, there were two sites identified where club don't have any long term agreement in place and hire facilities annually. These site are Old Patesians Sports and Social Club Ltd, where Old Patesians RFC have a 20 year lease in place for the car park and the pavilion but hire the pitches on an annual basis. The second site is the Prince of Wales Stadium which is hired by Smiths RFC on an annual basis too. Table 2.11 summaries use of both of these site by the two clubs as was identified in the Assessment Report.

**Table 2.11 – Summary of sites without appropriate tenure**

Site	PP S Site ID	Midweek/ Training Demand (MES/week )	Numbe r of Pitches	Pitche s with Sports Lights	Midwee k Surplus / Deficit (MES / week)	Weeken d Demand (MES / week)	Weeken d Surplus / Deficit (MES)	Overall Site Capacit y (MES)
Old Patesian s Sports and Social Club Ltd	38	4.5	2	0	-4.5	3.9	1.5	-3
Prince of Wales Stadium	43	2	2	2	3.3	1	4.3	2.3

- 2.31 Should these clubs no longer have access to these sites, there would be a total of 6.5 MES of midweek training demand that would need to be catered for. All community rugby union sites were identified as being overplayed for midweek training demand, with the exception of the Prince of Wales Stadium. Overplay based on midweek training demand totals 21.7 MES in the Borough. There would also be 5.8 MES of weekend match play demand that would need to be catered for. The Prince of Wales Stadium also accounts for 2.3 MES of overall spare capacity on senior natural turf rugby union pitches, meaning there would now just be 0.3 MES of spare capacity in the Borough at King George V Playing Field (Cheltenham).
- 2.32 Table 2.12 below, updates the supply and demand for senior natural turf rugby union pitches in the Borough, with both Old Patesians Sports and Social Club Ltd and Prince of Wales Stadium being removed. This has reduced the spare capacity to 0.3 MES and assumed that the 11.4 MES of demand from midweek training and weekend match play at these two sites will be met on the remaining community rugby union club sites and further contribute to overplay.

**Table 2.12 – Updated supply and demand of senior natural turf rugby union pitches**

Actual Spare Capacity (MES)	Overplay (MES / week)	Current Total (MES / week)	Future Demand (MES / week)	Future Total (MES / week)
0.3	27.7	-27.4	0	-27.4

### Improving maintenance on senior natural turf rugby union pitches to improve quality

- 2.33 All senior natural turf rugby union pitches on community club sites were assessed as being basic quality. Table 2.13 shows the capacity of senior natural turf rugby union pitches based on their quality.

**Table 2.13 – Rugby union pitch capacity**

Rating	MES / week
Good	3.3
Basic	2.6
Poor	2

- 2.34 The RFU have a pitch improvement programme that they deliver in conjunction with the Ground Management Association (GMA). This provides community rugby union clubs with an opportunity to have their pitches assessed by a GMA Regional Pitch Advisor using the PitchPower app. This provides a qualitative pitch rating, as shown in Table 2.13, along with recommendations on how clubs can improve the quality of their pitches through increased maintenance. Clubs then have an opportunity to apply for funding towards the purchase of maintenance equipment and external maintenance contractor services. All seven sites used by community rugby union clubs have recently benefitted from having a PitchPower assessment carried out at their sites. Table 2.14 assesses the impact of improving the pitch quality and capacity on all of these sites, from basic to a good standard and compares this to the current site capacity based on all pitches being basic quality.

Table 2.14 – Impact of increasing maintenance and pitch capacity

Club	PPS Site ID	Midweek/ Training Demand (Match Equivalent Sessions MES)	Floodlit Pitches	Current Pitch Quality	Midweek Surplus / Deficit (MES / week)	Full Size Pitches (Total No. on site including floodlit)	Weekend Demand (Match Equivalent Sessions MES / week)	Weekend Surplus / Deficit (Match Equivalent Sessions MES / week)	Overall Site Capacity (Match Equivalent Sessions)	Improved Pitch Quality	Midweek Surplus / Deficit (MES / week)	Weekend Surplus / Deficit (Match Equivalent Sessions MES / week)	Overall Site Capacity (MES / week)
Civil Service Sports Ground	17	4	0	Basic	-4.0	1	2.6	0.0	-4.0	Good	-4.0	0.7	-3.3
Cheltenham North RFC	63	5.5	1	Basic	-2.8	2	4.5	0.8	-4.7	Good	-2.2	2.2	-3.3
King George V Playing Field (Cheltenham)	31	3	0	Basic	-3.0	2	2.0	3.3	0.3	Good	-3.0	4.7	1.7
Cheltenham Tigers Rugby Club	12	5.25	1	Basic	-2.6	3	4.4	3.6	-1.6	Good	-1.9	5.6	0.4
Chosen Hill Former Pupils RFC	64	4.75	0	Basic	-4.8	2	3.9	1.5	-3.3	Good	-4.8	2.8	-2.0
Prince of Wales Stadium	43	2	2	Basic	3.3	2	1.0	4.3	2.3	Good	4.7	5.7	3.7
Old Patesians Sports and Social Club Ltd	38	4.5	0	Basic	-4.5	2	3.9	1.5	-3.0	Good	-4.5	2.8	-1.7
<b>Total</b>		<b>29</b>	<b>4</b>	<b>–</b>	<b>-18.3</b>	<b>14</b>	<b>22.3</b>	<b>15.1</b>	<b>-13.9</b>	<b>–</b>	<b>-15.7</b>	<b>24.4</b>	<b>-4.6</b>

- 2.35 Table 2.14 shows that if all senior natural turf rugby union pitches on sites used by community rugby union clubs were improved to a good standard, overplay from midweek training would reduce by 2.6 MES per week. Weekend spare capacity would increase by 9.3 MES. Shortfalls on the overall site capacity would also reduce by 9.3 MES per week. This would result in three sites having overall spare capacity rather than two, as is currently the case. There would however still be four sites with shortfalls overall. The main reason for this is the overplay caused by midweek training. Even when pitch quality is improved from basic to good, six out of the seven sites are overplayed for midweek training. A further solution to this issue is providing sports lighting on more pitches to support midweek training demand.

#### Providing sports lighting on more senior natural turf rugby union pitches

- 2.36 Table 2.15 assesses how many pitches would need to provide sport lighting on sites used by community rugby union clubs to reach a position where there are no shortfalls.

**Table 2.15 – Impact of providing additional senior natural turf rugby union pitches with sports lights**

Club	PPS Site ID	Midweek/ Training Demand (Match Equivalent Sessions MES / week)	Floodlit Pitches	Current Pitch Quality	Midweek Surplus / Deficit (MES / week)	Full Size Pitches (Total No. on site including floodlit)	Weekend Demand (Match Equivalent Sessions MES / week)	Weekend Surplus / Deficit (Match Equivalent Sessions MES / week)	Overall Site Capacity (MES / week)	Improved Pitch Quality	Midweek Surplus / Deficit (MES / week)	Weekend Surplus / Deficit (Match Equivalent Sessions MES / week)	Overall Site Capacity (MES / week)
Civil Service Sports Ground	17	4	1	Basic	-1.3	1	2.6	0.0	-4.0	Good	-0.7	0.7	-3.3
Cheltenham North RFC	63	5.5	2	Basic	-0.2	2	4.5	0.8	-4.7	Good	1.2	2.2	-3.3
King George V Playing Field (Cheltenham)	31	3	1	Basic	-0.3	2	2.0	3.3	0.3	Good	0.3	4.7	1.7
Cheltenham Tigers Rugby Club	12	5.25	2	Basic	0.1	3	4.4	3.6	-1.6	Good	1.4	5.6	0.4
Chosen Hill Former Pupils RFC	64	4.75	2	Basic	0.6	2	3.9	1.5	-3.3	Good	1.9	2.8	-2.0

Club	PPS Site ID	Midweek/ Training Demand (Match Equivalent Sessions MES / week)	Floodlit Pitches	Current Pitch Quality	Midweek Surplus / Deficit (MES / week)	Full Size Pitches (Total No. on site including floodlit)	Weekend Demand (Match Equivalent Sessions MES / week)	Weekend Surplus / Deficit (Match Equivalent Sessions MES / week)	Overall Site Capacity (MES / week)	Improved Pitch Quality	Midweek Surplus / Deficit (MES / week)	Weekend Surplus / Deficit (Match Equivalent Sessions MES / week)	Overall Site Capacity (MES / week)
Prince of Wales Stadium	43	2	2	Basic	3.3	2	1.0	4.3	2.3	Good	4.7	5.7	3.7
Old Patesians Sports and Social Club Ltd	38	4.5	2	Basic	0.8	2	3.9	1.5	-3.0	Good	2.2	2.8	-1.7
<b>Total</b>		<b>29</b>	<b>12</b>	<b>–</b>	<b>3.0</b>	<b>14</b>	<b>22.3</b>	<b>15.1</b>	<b>-13.9</b>	<b>–</b>	<b>11.0</b>	<b>24.4</b>	<b>-4.6</b>

2.37 Table 2.15 shows that there would need to be an additional 8 pitches with sports lights provided to get all sites to a position where there were no midweek or weekend shortfalls, with the exception of Civil Service Sports Club, where there would still be midweek shortfalls. As there is currently only one senior natural turf rugby union pitch on this site, the only way that this could be rectified would be to provide an additional pitch. There are still overall site shortfalls on four sites, these are:

- Civil Service Sports Ground;
- Cheltenham North RFC;
- Chosen Hill Former Pupils RFC; and
- Old Patesians Sports and Social Club.

2.38 This could be rectified by the provision of additional pitches on site or offsite along with the provision of WR compliant 3G AGPs.

2.39 It is noted though that there may be a requirement for ecological surveys to be carried out where there might be potential negative impacts from sports lighting and local wildlife

## Recommendations for rugby union

- Seek to protect existing community rugby union pitches;
- Explore a licence arrangement for Old Patesians RFC at Old Patesians Sports and Social Club Ltd and explore options with the Cheltenham Trust for how Smiths RFC at the Prince of Wales Stadium can be offered greater reassurances about the longevity of their hire within the confines of their existing arrangement.
- Encourage the RFU in partnership with other agencies to improve the quality of pitches via potential access to the Grass Pitch Maintenance fund for RFU member clubs;
- Encourage Cheltenham Civil Service RFC, Cheltenham Saracens RFC, Chosen Hill Former Pupils RFC and Old Patesians RFC to improve the quality of their ancillary facilities at their respective sites;
- Cheltenham North to be encouraged to develop a third senior pitch at their site;
- Chosen Hill Former Pupils RFC to consider installing sports lights on one pitch at their site, and support Cheltenham Tigers RFC to install sports lights on a second pitch at their site to support midweek training demand;
- Consider other community rugby union club sites that may benefit from providing additional sports lighting on pitches to meet midweek training demand;
- Support Old Patesians RFC to reorientate their pitches to enable them to provide two additional rugby union pitches to meet demand;
- Consider opportunities to provide WR compliant 3G AGPs to help alleviate overplay on community rugby union club sites.

## Hockey Summary

- There are currently five hockey clubs based in Cheltenham Borough who between them have 25 teams playing within the Borough;
- Hockey is solely played on Artificial Grass Pitches (AGPs) for both training and match play. There are currently 11 AGPs in Cheltenham Borough that are considered to be full-size, across eight sites. Nine of these pitches are available for community use;
- There are different specifications of AGP that can facilitate different levels of play. England Hockey Policy Guidance on AGPs (Artificial Grass Pitch Surface Policy 2016) identifies four categories:
  - Category 1 – Water Based (suitable for international hockey fixtures and training as well as Domestic National Premier competition);
  - Category 2- Sand Dressed (acceptable for Domestic National Premier competition and all other formats of the game);
  - Category 3 – Sand Filled (suitable for adult and junior club training at league fixtures. Also suitable for school fixtures);
  - Category 4 – Long Pile 3G (only acceptable for introductory level hockey. Often used for football).
- One full size AGP meets Category 1 status as described above. This is the water based AGP Dean Close School. There is one full size AGPs that meet Category 2 status, this is at Bournside Sports Centre, and nine full size AGPs that meet Category 3 status;
- There are also two smaller sized AGPs located at The Catholic School of St Gregory the Great and The Richard Pate School. The pitch at Richard Pate School is the only one of these two pitches that is available for community use;
- Out of the 13 hockey pitches (both full size and smaller sized) there were nine AGPs assessed as being standard quality (69%), three as good quality (23%) and one as poor quality (8%). Of the nine full-size AGPs used by hockey clubs in the Borough, one was assessed as being good quality (CLC Sports Centre), the rest were assessed as standard quality;
- If planned growth from hockey clubs in the Borough is realised, there will be an additional three hockey teams created;

- Team generation rates show that there won't be any additional hockey teams created in the Borough up to 2041;
- There is spare capacity of 8.5 hours per for midweek training on hockey AGPs in the Borough and 14.5 hours of spare capacity at weekends. This spare capacity identified is on sites where tenure is deemed unsecured and is therefore discounted;
- There has also been midweek training demand identified from local football clubs on sand AGPs, due to the lack of 3G AGP provision within the Borough. Should sufficient 3G AGP provision be delivered to meet demand for football, this could help to create additional capacity for hockey clubs. This may support Lansdown Hockey Club bring their exported demand back into the Borough.

## Hockey Scenarios

### Removing unsecured AGPs from the supply

- 2.40 The Assessment Report identified that all six AGPs used by hockey clubs in the Borough for midweek training and weekend match play are located on school sites that provide unsecured use. None of the hockey clubs using these sites have long term formal agreements in place and hire the pitches on an annual basis. The only other full size AGP in the Borough is located at the High School Leckhampton. This is also unsecured and doesn't meet the requirements for weekend match play.
- 2.41 Table 2.15 summarises the amount of the midweek training demand and weekend match play across the five sites with full-sized pitches. Should access to these site be lost for hockey clubs, this demand would become unmet or would need to be met outside of the Borough.

**Table 2.15 – Hockey club demand on full-sized unsecured sites**

Site Name	PPS Site ID	Number of Pitches	AGP Dimensions (metres)	Sports Lighting	Peak Hours Available	Hockey Club Users	Hours of Midweek Peak Use	Hours of Weekend Peak Use
Balcarras Sports Centre	3	1	101 x 63	Yes	Midweek – 17.5 Weekend – 14	Cheltenham Hockey Club	2	4.5
						Cheltenham Junior Hockey Club	1.5	0
	5	1	104 x 70	Yes	Midweek – 20 Weekend – 14	Lansdown Hockey Club	4	4.5

Site Name	PPS Site ID	Number of Pitches	AGP Dimensions (metres)	Sports Lighting	Peak Hours Available	Hockey Club Users	Hours of Midweek Peak Use	Hours of Weekend Peak Use
Bournside Sports Centre						Shipton Oliffe Ladies Hockey Club	0	2
Cheltenham College	9	2	100 x 60	One pitch	Midweek – 15 Weekend - 2	Cheltenham Hockey Club	6.5	2
						Cheltenham Junior Hockey Club	1.5	0
CLC Sports Centre	18	2	97 x 60    100 x 60	Yes	Midweek – 10 Weekend - 14	Cheltenham Junior Hockey Club	0	3
						Gloucestershire Hockey Association	0	3
Dean Close School	20	2	100 x 60	One pitch	Midweek – 10 Weekend - 6	Lansdown Hockey Club	4.5	2.5
						Cheltenham Junior Hockey Club	2	1
Total Hours							22	22.5

2.42 Table 2.15 identifies that if use of these sites was lost for hockey clubs, there would be 22 hours of midweek training unmet demand and 22.5 hours of weekend match play unmet demand. A total of 44.5 hours during the two peak periods across the week.

## AGP conversions

- 2.43 Given the information that's provided in Table 2.14, it isn't recommended that any AGPs currently used for hockey are resurfaced to a 3G surface, unless one of Sport England's policy exceptions can be demonstrated.
- 2.44 Since 2012 Hockey has seen a 65% increase of U16 players taking up Hockey within the club environment. This increase across all age groups is expected to continue, especially with the attention given to GB team at recent Olympics. Unlike some sports, hockey can only be played competitively on sand or water based Artificial Grass Pitches (AGPs). Water based AGPs are not common and only found at elite sites, whereas sand based/sand dressed AGPs can be found on secondary school sites, leisure centres and higher education establishments.
- 2.45 Its popularity on school sites was due to the surface being able to be used for a number of sports to be played and taught. However, a large majority of these facilities did not financially plan to replace the surface, or carpets as they are known. A carpet has roughly a 12-15 year life span dependant on use and maintenance.
- 2.46 Since the introduction of the 3G surfaces, and its popularity with football, schools in particular have seen this as a way of replacing their tired carpets with 3G pitches and generating money from the hire to football clubs/ commercial football providers. This is at the expense of hockey, and in some areas in England, hockey players are travelling over 40 minutes to get to a suitable AGP (in some cases this is doubling the travel time). Additionally because of the conversion to 3G surfaces some local authorities no longer have hockey teams playing within their areas and they have been displaced to different areas or had to disband all together.
- 2.47 The 3G surface is limited in the range of sports which can be played or taught on it and has a range of piles. Those proposing to change the carpets should take advice from the appropriate sports' NGB or refer to Sport England's guidance on artificial grass pitches ([Sport England - Outdoor Surface Guidance](#))
- 2.48 Due to the impact on hockey, it is appropriate to ensure that sufficient sand based AGPs are retained for the playing development of hockey within the local authority administrative area. To that end, a change of an Artificial Grass Pitch's surface or carpet will require a planning application, and as part of it the applicants will have to show that there is sufficient AGP provision available for hockey in the locality if the surface is changed. Otherwise planning permission will not be granted. Advice from Sport England and England Hockey should be sought prior to any planning application being submitted.
- 2.49 It should also be noted that if a surface is changed, it could require the existing floodlights to be changed and in some instances noise attenuation measures may need to be put in place.
- 2.50 During the consultation it was identified that several football clubs in the Borough were using sand AGPs for their midweek training, due to a lack of 3G pitch provision within the Borough. Should 3G pitch demand be met through delivery of the Action Plan, this could help create additional midweek capacity for hockey clubs to grow. It could also provide an opportunity for the 12 teams from Lansdown Hockey Club who are exported out of the Borough to return for midweek training. The consultation identified that there were 43 football teams using sand AGPs in the Borough for midweek training.

### Recommendations for hockey

- Explore how best to secure use at all sites currently used by hockey clubs in the Borough;
- Encourage all hockey AGPs providers to have a long term maintenance plan and sinking fund in place to resurface the pitch when required;
- Encourage hockey AGPs providers, that when pitches are resurfaced, they are done so to the appropriate standard to meet the requirement for hockey;
- Encourage hockey AGPs providers that their pitches are maintained to the relevant standards so that their lifespan can be maximised;
- Support sites that provide AGPs for hockey to replace their existing sports lights with LEDs;
- Explore how football demand currently catered for on how AGPs, can be transferred to 3G AGPs when delivered to create additional capacity for hockey clubs;
- Work with clubs, sites and England hockey to explore how to create sufficient capacity to allow for the future growth of hockey in the Borough, including match play, training and recreational programmes;

## Cricket Summary

- There are currently 12 sites that provide grass cricket pitches. This equates to 22 grass cricket pitches in total. Nine of these pitches are currently available for community use. The five pitches currently unavailable for community use are all located on school sites;
- There is one disused cricket pitch in the Borough and four sites that previously provided cricket pitches that are no longer marked out. One of these sites, the Burrow's has two cricket pitches and is being brought back in to use by Cheltenham CC for the 2024 season;
- There are currently five non-turf pitches (NTPs) in Cheltenham Borough provided across 5 sites. Four of these are available for community use;
- Security of community use isn't deemed an issue on club sites, with all clubs either owning the freehold or having a long term lease in place. Whilst Civil Service CC pay an annual hire agreement, they form part of the sports association who lease the site from the Council.
- There were 20 cricket pitches assessed as good quality in Cheltenham Borough, one as standard and one as poor;
- There were nine sites recorded as providing good quality ancillary provision, three as standard and one as poor. All sites used by cricket clubs provide good quality ancillary provision;
- There are currently two cricket clubs playing in Cheltenham Borough and three who are just outside the boundary. Between them these clubs have a total of 70 teams;
- There was no imported demand identified in the Borough. There are two teams who are currently displaced outside of the Borough, both of which are part of Charlton Kings CC;
- If future demand identified by clubs was realised, there would be 18 additional cricket teams created. This includes a team from Leckhampton Rovers FC, who are a new club established for the 2024 season;
- Team Generation Rates do not forecast any new cricket teams being generated in the Borough up to 2041;
- The England and Wales Cricket Board (ECB) guidance states that one good quality grass wicket can facilitate five matches per season.
- There are currently seven sites that contain overplayed pitches, this equates to 141 MES per season of overplay in total;
- There are current and future shortfalls identified on cricket pitches in Cheltenham across all three of the peak periods, Saturday, Sunday and Midweek.
- There are future proposals to develop new grass pitches with a pavilion with changing rooms at Elms Park.

## Cricket Scenarios

### Impact of losing access to unsecured sites used by cricket clubs

- 2.51 The Assessment report identified that two of Charlton Kings CC junior girls' teams use the cricket pitch at Cheltenham College (Reeves Field), where security of community use is deemed unsecured. Table 2.16 shows the impact if access to this site was lost by updating the midweek balance for cricket pitches in the Borough. This assumes that both teams are accessing the pitch for six home fixture a season and that this demand would be transferred to other cricket pitch sites in the Borough.

**Table 2.16 – Impact of losing unsecured pitches**

Actual Spare Capacity (MES)	Overplay (MES / season)	Current Total (MES / season)	Future Demand (teams)	Future Total (MES / season)	Revised Current Total
10	141	-131	0	-131	-143

- 2.52 Should the pitch at Cheltenham College (Reeves Field) no longer be available, shortfalls on cricket pitches would increase by 12 MES per season from -131 MES to -141 MES.

### Catering for demand identified by cricket clubs

- 2.53 During the consultation, cricket clubs identified future growth of 18 teams. Table 2.17 shows in which age groups this growth is forecast. Match equivalent sessions per season have been calculated by senior teams playing eight home games per season and junior teams playing six home games per season.

**Table 2.17 – forecast team growth**

Team Type	Team Numbers	MES Per Season
Senior Mens	4	40
Senior Womens	4	40
Junior Boys	4	24
Junior Girls	6	36

- 2.54 Table 2.18 below updates the balance of cricket pitches in the Borough for each of the peak periods based on the demand identified in Table 2.16. Demand generated from senior men's teams has been applied to Saturday cricket, demand from senior women's teams has been applied to Sunday cricket and demand generated from junior teams has been applied to midweek cricket.

**Table 2.18 – Impact of forecast club demand on pitch balance**

Peak Period	Actual Spare Capacity (MES / season)	Overplay (MES / season)	Current Total (MES / season)	Future Demand (MES / season)	Future Total (MES / season)
Saturday	0	141	-141	40	-181
Sunday	10	141	-131	40	-171
Midweek	10	141	-131	60	-191

- 2.55 Table 2.18 shows that forecast demand identified by clubs could not be catered for on the existing cricket pitch stock based on its quality. This would lead to increased shortfalls for each of the peak periods. There would need to be consideration given to improving the quality of the existing cricket pitch stock, bringing unmarked pitches back in to use, or providing additional pitch supply to cater for current and future shortfalls.

#### **Improving quality on pitches used by cricket clubs**

- 2.56 There was one grass cricket pitch used by a club assessed as being poor quality, this was the pitch at Swindon Village Park All other grass cricket pitches used by clubs were assessed as being good quality. Table 2.19 shows the impact of improving pitch quality at Swindon Village from poor to good.

**Table 2.19 – Improving quality on pitches used by clubs**

Site Name	PPS Site ID	Number of wickets	Quality Rating	Carrying Capacity	Total Use (MES / season)	Balance (MES / season)	Good Carry Capacity (MES / season)	Updated Balance (MES / season)
Swindon Village Park	54	6	Poor	0	8	-8	30	22

- 2.57 Improving pitch quality to a good standard would result in 22 MES of spare capacity at Swindon Village, rather than the pitch being overplayed by 8 MES.

### Bringing unmarked cricket pitches back in to use

- 2.58 The Assessment Report identified that there are five unmarked cricket pitches in the Borough that could be brought back in to use. This includes two pitches at Burrow's Field and the pitch at Naunton Park that will be operational again for the 2024 cricket season. The other two pitches are located at Priors Farm and The Folly.
- 2.59 Table 2.19 assesses the additional capacity that could be created if these pitches were provided again for cricket. Capacity generated has been calculated based each pitch being maintained to a standard quality and providing eight wickets. As one of the pitches at Burrow's Field is only suitable to cater for junior cricket up to under 11's based on its size, this has been discounted.

**Table 2.19 – Potential capacity on unmarked cricket pitches**

Site Name	Number of Wickets	Quality Rating	Capacity (MES per season)
Burrows Field (marked out for 2024 season)	8	Standard	32
Naunton Park	8	Standard	32
Priors Farm	8	Standard	32
The Folly	8	Standard	32
<b>Total</b>			<b>128</b>

- 2.60 If all unmarked cricket pitches were brought back in to use, there could be 128 extra MES per season available in the Borough. It is worth noting that based on consultation carried out with Gloucestershire Cricket Foundation, the pitch at Naunton Park and Priors Farm would benefit from being moved closer to the ancillary facilities on site to make them more suitable for club use.
- 2.61 Table 2.20 updates the overall cricket pitch balance to look at the impact of these pitches being brought back in to use.

**Table 2.20 – Impact of bringing unmarked cricket pitches back in to use**

Actual Spare Capacity (MES / season)	Overplay (MES / season)	Current Total (MES / season)	Capacity on Unmarked Pitches	Updated Total
0	141	-141	128	-13

- 2.62 Table 2.20 shows that bringing these four pitches back in to use for cricket could reduce the existing shortfalls on cricket pitches significantly. Should any of these sites provide more wickets, or good quality pitches, shortfalls could be reduced further still.

### Recommendations for cricket

- Seek to protect existing cricket pitches to meet demand;
- Charlton Kings CC to explore how best to secure longer-term use of at Cheltenham College (Reeves Field);
- Seek to improve the pitch quality at Swindon Village Park;
- Explore opportunities to bring unmarked pitches back in to use to meet shortfalls identified;
- Explore how any proposed housing developments can meet demand for cricket in the Borough;
- Seek to support Cheltenham CC and Hatherley & Reddings CC to improve their ancillary provision;
- Seek to support Cheltenham CC and Charlton Kings CC to increase car parking on their sites;
- Seek to support the ECB to implement programmes such as Allstars, Dynamo's and softball cricket for Cheltenham residents;

### Rugby League Summary

- There are no rugby league pitches within the Borough. Given the close proximity of the rugby league pitch at Cheltenham Tigers RFC, it has been agreed that this will be included within the assessment for rugby league as it caters for Cheltenham Borough residents. The site provides one senior rugby league pitch;
- Cheltenham Phoenix have no security of tenure in place that secures their use of the site. They agree use of the pitch with Cheltenham Tigers Rugby Club on an annual basis;
- The senior rugby league pitch at Cheltenham Tigers Rugby Club was assessed as being good quality. Ancillary provision at this site was also assessed as being good quality;
- There is currently one rugby league club from Cheltenham Borough who have two teams. They reported that the 2023 season was the first time in ten years that they hadn't fielded a senior men's team. This was due to the fact that the league they were due to play only had two teams in it and this was not seen as viable for them;
- Cheltenham Phoenix reported that they are looking to grow two new girls' teams for the 2024 season at under 14's and under 16's;
- There is no future demand identified for rugby league clubs in the Borough based on team generation rates;
- There is actual spare capacity of 0.5 MES identified at Cheltenham Tigers Rugby Club;
- No rugby league pitches were identified as being overplayed;

- 

### Rugby League Scenarios

- 2.63 During the consultation Cheltenham Phoenix confirmed that they have plans to grow two new girls' teams for the 2024 season at under 14's and under 16's. It is planned that both these teams will play and train at Cheltenham Tigers RFC where the clubs other two teams currently play and train.
- 2.64 It is noted that rugby league does not require floodlit facilities for either playing or training for the foreseeable future. It is a summer sport played during the long daylight hours time of year. Floodlights would only be of use during the winter months which would only be relevant if rugby league were ever to be played at a much higher level in the Cheltenham area
- 2.65 Table 2.21 updates the capacity analysis of the senior rugby league pitch at Cheltenham Tigers RFC to look at the impact of these two additional teams playing from the site.

**Table 2.21 – Updated pitch capacity**

Site Name	PPS Site ID	Management Type	Pitch Type	Quality Rating	Carrying Capacity	Total Use (MES / week)	Balance (MES / week)	Updated Use	Update Balance
Cheltenham Tigers Rugby Club	12	Sport Club	Senior Rugby League	Good	3	2	1	3	0

- 2.66 Rather than having spare capacity of 1 MES / week, the pitch would now be at capacity, meaning that there would be nothing further opportunities for the clubs to grow teams with use of this pitch for fixtures.

### Impact of losing unsecured sites

- 2.67 Cheltenham Phoenix have no security of tenure in place at Cheltenham Tigers RFC, they hire the pitches on an annual basis. The club have never had a fixed home venue and have used several sites in the area over the years. Should use of this facility no longer be available to the club, there would be one senior women's team and one under 16's boys team of unmet demand, plus potentially two additional junior girls teams. The assessment report identified that there were no other senior rugby league pitches within the Brough that could fulfil this demand.

### Recommendations for rugby league

- Seek to protect the existing senior rugby league pitch at Cheltenham Tigers RFC;
- Seek to secure use for Cheltenham Phoenix at Cheltenham Tigers RFC with an appropriate agreement;
- Identify opportunities where the Cheltenham Phoenix could play within Cheltenham Borough. Ensuring that any provision provides secure tenure;
- Consider how future 3G provision could meet the needs and requirements of Cheltenham Phoenix.

## Other Sports

### Recommendations for Lacrosse

- Seek to protect the existing lacrosse pitch at Civil Service Sports Ground;
- Consider how future 3G provision could meet training demand from Cheltenham Lacrosse Club.

### Recommendations for American Football

- Seek to ensure that Cheltenham Neptunes (Flag Football Team) can continue to access the 3G pitch at Cheltenham Tigers RFC for training and fixtures. Flag Football is a discretionary event for the 2028 Summer Olympics in Los Angeles,
- Consider how future 3G provision could meet training and match play demand from Cheltenham Neptunes.

### Housing Growth

- 2.68 There are strategic housing developments planned within the Borough that will result in an increase in the population and demand for outdoor sports facilities. To understand what this demand might look like, population growth, based on the number of houses delivered within any planned development has been entered into the Sport England Playing Calculator to assess what facilities will be required to meet this demand.
- 2.69 Any developments which are under construction or that have detailed planning permission, outline planning permission or permission in principle have been excluded from this scenario. This is because requirements for playing pitch should have been already dealt with during the planning process.

## Elms Park

- 2.70 Elms Park is an application that forms part of a wider strategic allocation allocated by Joint Core Strategy. The Elms Park application seeks to provide 4,115 new homes, it is a cross boundary site. A population of 9,600 has been used for the Playing Pitch Calculator.
- 2.71 Table 2.22 shows match demand is generated from this housing development, this is represented in match equivalent sessions (MES) per week, with the exception of cricket, which is MES per season.

**Table 2.22 – Match play demand from new housing**

Sport	Match Demand (MES)
Adult Football	1.09
Youth Football (Y11v11 & 9v9)	3.26
Mini Soccer (7v7 & 5v5)	2.20
Senior Rugby Union	1.89
Senior Rugby League	0.08
Senior Hockey	0.61
Junior & Mixed Hockey	0.41
Cricket Open Age & Junior	50.85

- 2.72 Table 2.22 shows that the greatest amount of match play demand generated per week will come from youth football teams. There is also a significant amount of match play demand per season generated for cricket.
- 2.73 Table 2.23 shows the amount of training demand that will be generated by the development. Demand is represented in MES.

**Table 2.23 – Training demand from new housing**

Sport	Training Demand (MES)
Football (Hours on a 3G artificial grass pitch)	14.83
Rugby Union (Match equivalent sessions on a floodlit natural grass pitch)	2.08
Rugby League (Match equivalent sessions on a floodlit natural grass pitch)	0.08
Hockey - Adult (Hours on a sand based artificial grass pitch)	1.83
Hockey - Junior & Mixed U10s (Hours on a sand based artificial grass pitch)	1.86
Cricket - N/a	0.00

- 2.74 The greatest amount training demand generated from this housing growth is for football teams training on 3G AGPs.
- 2.75 Table 2.24 shows the estimated number of pitches required to meet demand from this new population, along with the capital costs and lifecycle costs that are required. Capital costs are taken from Sport England Facilities Costs Third Quarter 2024 ([Sport England Facility Cost Guidance](#)) Lifecycle costs are based on a percentage of the total project cost per annum as per set out in Sport England's Life Cycle Costs [Natural Turf Pitches](#) and [Artificial surfaces](#) documents (2023 Quarter 2).).

**Table 2.24 – Facility costs to meet demand**

Pitch Type	Number of pitches required to meet the estimated demand	capital cost per unit £	capital cost £	sinking fund % pa	maintenance % pa	Total % pa	Total lifecycle cost pa £
Adult Football	1.09	110,000	<b>119,900</b>	3.2	16.5	19.7	<b>23,620.30</b>
Youth Football (Y11v11& 9v9)	3.26	95,000	<b>309,700</b>	3.8	16.4	20.2	<b>62,559.40</b>
Mini Soccer (7v7 & 5v5)	2.2	30,000	<b>66,000</b>	3.5	16.3	19.8	<b>13,068</b>
Rugby Union	1.89	170,000	<b>321,300</b>	3.6	14.9	18.5	<b>59,440.50</b>
Rugby League	0.08	150,000	<b>12,000</b>	3.6	14.9	18.5	<b>2,220</b>
Cricket	1.09	355,000	<b>386,950</b>	3.4	15	18.4	<b>71,198.80</b>
<b>Total</b>	<b>9.62</b>		<b>1,215,850</b>				<b>232,107</b>
Sand AGP (hockey)	0.4	915,000	<b>366,000</b>	2.1	0.5	2.6	<b>9,516</b>
3G AGP 60mm pile	0.39	1,175,000	<b>458,250</b>	2.5	0.5	3	<b>13,747.50</b>
<b>Total</b>	<b>0.79</b>		<b>824,250</b>				<b>23,263.50</b>

### West Cheltenham

- 2.76 The West Cheltenham development will look to provide 2,500 new homes. On this basis, a population of 6,000 has been used for the Playing Pitch Calculator.
- 2.77 Table 2.25 shows match demand is generated from this housing development, this is represented in match equivalent sessions (MES) per week, with the exception of cricket, which is MES per season.

**Table 2.25 – Match play demand from new housing**

Sport	Match Demand (MES)
Adult Football	0.68
Youth Football (Y11v11 & 9v9)	2.04
Mini Soccer (7v7 & 5v5)	1.38
Senior Rugby Union	1.18
Senior Rugby League	0.05
Senior Hockey	0.38
Junior & Mixed Hockey	0.25
Cricket Open Age & Junior	31.80

- 2.78 Table 2.25 shows that the greatest amount of match play demand generated per week will come from youth football teams. There is also considerable demand per season for cricket.

- 2.79 Table 2.26 shows the amount of training demand that will be generated by the development. Demand is represented in MES.

**Table 2.26 – Training demand from new housing**

Sport	Training Demand (MES)
Football (Hours on a 3G artificial grass pitch)	9.27
Rugby Union (Match equivalent sessions on a floodlit natural grass pitch)	1.30
Rugby League (Match equivalent sessions on a floodlit natural grass pitch)	0.05
Hockey - Adult (Hours on a sand based artificial grass pitch)	1.15
Hockey - Junior & Mixed U10s (Hours on a sand based artificial grass pitch)	1.16
Cricket - N/a	0.00

- 2.80 The greatest amount of training demand generated is from this housing growth is for football teams training on 3G AGPs.
- 2.81 Table 2.27 shows the estimated number of pitches required to meet demand from this new population, along with the capital costs and lifecycle costs that are required. Capital Costs are taken from Sport England Facilities Costs Third Quarter 2023 ([Sport England Facility Cost Guidance](#)). Lifecycle Costs are based on a % of the total project cost per annum as set out in Sport England's Life Cycle Costs Natural Turf Pitches and Artificial Surfaces documents (2023 Q2).

**Table 2.27 – Facility costs to meet demand**

Pitch Type	Number of pitches required to meet the estimated demand	capital cost per unit £	capital cost £	sinking fund % pa	maintenance % pa	Total % pa	Total lifecycle cost pa £
Adult Football	0.68	110,000	<b>74,800</b>	3.2	16.5	19.7	<b>14,735.6</b>
Youth Football (Y11v11& 9v9)	2.04	95,000	<b>193,800</b>	3.8	16.4	20.2	<b>39,147.6</b>
Mini Soccer (7v7 & 5v5)	1.38	30,000	<b>41,400</b>	3.5	16.3	19.8	<b>8,197.2</b>
Rugby Union	1.18	170,000	<b>200,600</b>	3.6	14.9	18.5	<b>37,111</b>
Rugby League	0.05	150,000	<b>7,500</b>	3.6	14.9	18.5	<b>1,387.5</b>
Cricket	0.68	355,000	<b>241,400</b>	3.4	15	18.4	<b>44,417.6</b>
<b>Total</b>			<b>759,500</b>				<b>144,996.5</b>
Sand AGP	0.25	915,000	<b>228,750</b>	2.1	0.5	2.6	<b>5947.5</b>

3G AGP 60mm pile	0.24	1,175,000	<b>282,000</b>	2.5	0.5	3	<b>8460</b>
<b>Total</b>			<b>510,750</b>				<b>14,407.5</b>

- 2.82 The figures set out above for both Elms Park and West Cheltenham will be used to agree plans with the developers of the two sites for on-site provision and off-site contributions as part of the relevant planning applications.

## 3. Strategic Recommendations

- 3.1 The strategic recommendations within this strategy are based on the aims set out by Sport England within their Playing Pitch Strategy Guidance (2013). These are Protect, Enhance and Provide. These recommendations have been informed by consultation and research that has been carried out throughout the process of developing this strategy.

### **Protect**

#### **Protect sites through planning policy**

- 3.2 The National Planning Policy Framework (NPPF) sets out the governments planning policies for England and how these should be applied. Paragraph 103 states that access to a network of high-quality open spaces and opportunities for sport and physical activity is important for the health and well-being of communities and can deliver wider benefits for nature and support efforts to address climate change. Planning policies should be based on robust and up-to-date assessments of the need for open space, sport and recreation facilities (including quantitative or qualitative deficits or surpluses) and opportunities for new provision. Information gained from the assessments should be used to determine what open space, sport and recreational provision is needed, which plans should then seek to accommodate.
- 3.3 Paragraph states 104 existing open space, sports and recreational buildings and land, including playing fields and formal play space, should not be built on unless:
- (a) an assessment has been undertaken which has clearly shown the open space, buildings or land to be surplus to requirements; or
  - (b) the loss resulting from the proposed development would be replaced by equivalent or better provision in terms of quantity and quality in a suitable location; or
  - (c) the development is for alternative sports and recreational provision, the benefits of which clearly outweigh the loss of the current or former use.

### **Disused sites**

- 3.4 A disused site is one that has previously provided pitches but no longer does.
- 3.5 Table 3.1 provides an overview of sites that have been identified as disused in Cheltenham.

**Table 3.1 - Disused sites in Cheltenham**

Site Name	PPS Site ID	Management Type	Pitches Previously Provided
Christ College (Howell Road Site) now occupied by All Saints Academy	15	School/ College/ University (in house)	2 x adult football pitches and 2 x youth 11v11 pitches and 1 x cricket pitch as part of the former Kingsmead / Christ College school.  Pitch provision at All Saints Academy currently includes 1 x full size pitch, 2 x junior pitches and a full size 3G AGP.
Christ College Sports Ground (Arle Road)	16	School/ College/ University (in house)	1 x adult football pitch and 1 x youth 11v11 pitch.
Former Lynworth Primary (now occupied by Oakwood Primary School)	34	School/ College/ University (in house)	2 x youth 11v11 pitches.

- 3.6 In total there are three sites in Cheltenham that have been identified as providing disused pitches, this equates to eight pitches in total, seven of which are football pitches, the other is a cricket pitch.
- 3.7 There are also several sites that have been identified as providing unmarked pitches. These are sites that have previously provided pitches but no longer do. The Local Authority managed sites are still operational, and the pitches could be brought back in to use to meet demand if required. Non-Local Authority managed sites would be at the discretion of the site owner. These sites are shown in Table 3.2.

**Table 3.2 – Current unmarked pitches**

Site Name	PPS Site ID	Management Type	Pitches Previously Provided
Cheltenham North RFC	63	Sport Club	1 x senior rugby league pitch
Civil Service Sports Ground	17	Sport Club	1 x senior rugby union pitch.
Priors Farm	44	Local Authority (in house)	1 x cricket pitch. Currently marked out with 2 x adult pitches a 1 x youth pitch
Sandford Park	46	Local Authority (in house)	1 x mini soccer 7v7 pitch. Grass area currently used for informal ball games
The Folly	57	School/ College/ University (in house)	3 x adult football pitches, 1 x mini soccer 7v7 pitch, 2 x senior rugby union pitches and 1 x cricket pitch.

- 3.8 There are five sites in total that are not currently providing pitches that they previously did, this equates to 11 pitches, the majority of which are football pitches, five in total. There are also two cricket pitches, three senior rugby union pitches and one senior rugby league pitch.

- 3.9 Sites previously identified as having un-marked pitches included two cricket pitches at Burrow's Field and the one cricket pitch at Naunton Park which have now been reinstated and will be operational for the 2024 cricket season.
- 3.10 The 2 x youth football pitches at the Pavilion on Hatherley Lane are now back in use and the home of Lakeside Football Academy. The mini-pitch at the Park campus is now back in use as Leckhampton Rovers FC Football Academy
- 3.11 Given the shortfalls that have been identified, disused sites and unmarked pitches shouldn't be deemed surplus to requirements, and opportunities to bring them back in to use should be explored further so that they can contribute to the supply of provision within the Borough to meet demand, unless one of Sport England's policy exceptions can be met, these are:
- Exception 1 - A robust and up-to-date assessment has demonstrated, to the satisfaction of Sport England, that there is an excess of playing field provision in the catchment, which will remain the case should the development be permitted, and the site has no special significance to the interests of sport;
  - Exception 2 - The proposed development is for ancillary facilities supporting the principal use of the site as a playing field, and does not affect the quantity or quality of playing pitches or otherwise adversely affect their use;
  - Exception 3 - The proposed development affects only land incapable of forming part of a playing pitch and does not reduce the size of any playing pitch. It does not result in the inability to use any playing pitch (including the maintenance of adequate safety margins and run-off areas), reduce the sporting capacity of the playing field to accommodate playing pitches or the capability to rotate or reposition playing pitches to maintain their quality or result in the loss of other sporting provision or ancillary facilities on the site. It does not prejudice the use of any part of a playing field and any of its playing pitches;
  - Exception 4 - The area of playing field to be lost as a result of the proposed development will be replaced, prior to the commencement of development, by a new area of playing field of equivalent or better quality, of equivalent or greater quantity, in a suitable location that is subject to equivalent or better accessibility and management arrangements;
  - Exception 5 - The proposed development is for an indoor or outdoor facility for sport, the provision of which would be of sufficient benefit to the development of sport as to outweigh the detriment caused by the loss, or prejudice the use, of the area of playing field.

#### **Secure tenure on unsecured sites**

- 3.12 Several sites are currently being used by clubs within the Borough where tenure is deemed unsecured. Where possible the Council and the relevant NGB should look to work with those clubs to seek to provide an agreement that helps to secure use of the site for that club. This should be through the provision of a formal lease or license agreement. This should also be the case should the Council look to provide long term lease or license agreements on any of its sites through a Community Asset Transfer (CAT). If this is progressed on any sites, it is recommended that a minimum of 25 years is provided to the club or organisation who are taking on management of the site. This is often seen by external funders as the minimum term required for them to invest in any capital developments. This will optimise any opportunities for sites to meet the recommendations set out in the Action Plan. When this process is carried out it is recommended that all parties refer to the Sport England Community Asset Transfer Toolkit ([Sport England - Community Asset Toolkit](#)).
- 3.13 Clubs who currently have agreements in place with sites should be supported to renew these when required to ensure that use of that site remains secured.

- 3.14 Where any new sites are developed, or facilities at an existing site are enhanced, efforts should be made to ensure that clubs are provided with the right level of tenure to use that site or facilities and ensure that provision is secured.

## **Enhance**

### **Improve pitch quality**

- 3.15 The Ground Management Association (GMA) now runs a pitch improvement programme that covers football, rugby union, rugby league and cricket. Through this programme clubs can seek advice on how to better manage and maintain their pitches. There is also funding available via the Football Foundation to support clubs in this programme purchase maintenance kit or buy in contractor maintenance services.
- 3.16 Where possible, clubs should be supported to access this programme and follow the recommendations that have been identified. This may relate to increasing the amount or frequency of maintenance that is carried out on pitches. In certain instances, improving pitch quality will help to alleviate overplay on sites. A number of sites where this could be achieved have been identified within the Action Plan.
- 3.17 Where any new natural turf pitches are developed, the GMA should also be consulted with to ensure that the pitches provided are to the required standard and that appropriate ongoing maintenance of pitches is also considered. This should also be the case when a club is considering taking on management of a site through a CAT. This will ensure that any club is fully aware of the requirements to maintain the pitches appropriately and also the costs that are associated with this.

### **Improve ancillary provision**

- 3.18 A number of sites have been identified where ancillary provision either isn't available, is insufficient or of poor quality. The Action Plan also identifies a number of sites where new or improved ancillary provision is required to meet demand. Clubs or sites that have been identified as having poor quality or insufficient ancillary facilities should be supported to improve or develop ancillary provision where appropriate, to ensure that they can meet current and future demand.
- 3.19 Where new sites are developed, and ancillary provision is proposed, the relevant NGB and Sport England should be consulted, to ensure that it meets NGB guidance as well as the needs of local clubs and users.

### **Securing funding**

- 3.20 Where possible, any funding secured should be directed to priorities identified within the action plan. Members of the PPS steering group should work collaboratively to identify funding opportunities and align them to the strategic priorities identified within the action plan.

### **Developer contributions**

- 3.21 This strategy should inform planning policies relating to any new housing developments and requirement for playing pitches and facilities. The Council should endeavour to work with Sport England to secure developer contributions via Section 106 or Community Infrastructure Levy (CIL). Where new developments are provided Sport England's Facility Calculator may also be used to determine the level of provision required. ([Sport England Playing Pitch Calculator](#)). This has already been used within the scenario testing section of this strategy document. Sport England updated [Planning for Sport Guidance](#) in April 2024, and this and wider guidance should be reviewed as part of the SLP.

- 3.22 To determine the nature and amount of provision required, it is imperative that the PPS is used, and that consultation is carried out with the relevant NGBs and Sport England as part of the planning process. This will ensure that facilities adequately meet demand and avoid provision becoming unsustainable and unused.

### **Sustainability**

- 3.23 Where possible, identify opportunities where enhancements can make sites more sustainable and environmentally friendly, such as providing LED sports lights on AGPs, or solar panels provided on pavilions. There may also be opportunities where irrigation and water harvesting systems can be implemented to support this, whilst also improving pitch quality. These opportunities should be discussed with relevant PPS steering group members when facilities are being upgraded, or new facilities and sites are being developed to better understand how they can contribute to making facilities more sustainable.

### **Provide**

#### **Improve facilities to meet demand**

- 3.24 The Action Plan identifies several sites where improvements can be made to facilities in order to meet current and future demand. It is important that the PPS steering group work together to help deliver these actions and ensure that current and future demand can be catered for.
- 3.25 The PPS steering group should also work together to update the PPS, identifying where actions have been delivered and the impact this has on supply and demand locally.

#### **Reconfigure pitches**

- 3.26 If disused or unmarked pitches are brought back in to use, there could be opportunities to remark these pitches in order to meet the shortfalls that have been identified in demand. This could also be the case for any sites that have been identified as having spare capacity.

#### **Provide new provision**

- 3.27 Whilst there will be opportunities identified to improve the quality of provision on existing sites, the Action Plan will also identify opportunities where new provision can be developed in order to meet shortfalls that have been identified, for example, developing new 3G AGPs. This will help to meet training and match play demand from clubs but can also help to alleviate overplay on certain sites, such as reducing the amount of midweek training that grass rugby union pitches cater for. There may also be opportunities where 3G AGPs can accommodate significant demand for mini soccer match play, and grass pitches can then be reconfigured to meet shortfalls identified on other pitch types.
- 3.28 Where new AGPs are considered, it is recommended that Sport England's Selecting the Right Artificial Grass Surface guidance is reviewed, ([Sport England - Selecting the Right Artificial Grass Surface](#)).
- 3.29 There are also opportunities where new housing developments within the Borough can meet current and future demand through the provision of sports facilities, in particular, developments such as Elms Park and West Cheltenham. The PPS steering group should work collaboratively to ensure that these developments, and other others can support meeting current and future demand of pitch provision.

3.30 The PPS Assessment Report identified current demand for four 3G AGPs. The PPS will seek to ensure that these deficits are met. The following sites have been identified as priorities to explore providing new 3G AGP provision as there are already developed plans in place:

- Pittville School;
- Bournside School;

## 4. Action Plan

### Introduction

- 4.1 This section of the report provides an action plan that looks at recommendations on a site-by-site basis. As Cheltenham Borough Council only manages a proportion of the sites listed in the Action Plan, it is the responsibility of the PPS Steering Group to work collaboratively to ensure that the recommendations identified can be delivered. Relevant PPS steering group members who have been assigned responsibility for supporting each recommendation have been noted in the responsibility column of the Action Plan and have been engaged with directly in the process of formally closing off this PPS for publication.
- 4.2 No feasibility work has been undertaken on any of the recommendations listed in the Action Plan, therefore, some of recommendations may prove to be undeliverable at this point in time and through further work on the action plan this will be kept under review.
- 4.3 The key priorities that the Action Plan will look to deliver are:
- Improve pitch quality on poor quality or overplayed pitches where possible;
  - Meet 3G AGP shortfalls by identifying sites that could potentially provide a 3G AGP;
  - Secure community use on sites that are used by clubs but unsecured;
  - Ensure that strategic development sites contribute to meeting shortfalls that have been highlighted for playing pitch provision in the Borough.
- 4.4 The action plan columns are set out as follows:
- Site name – the name of the site that is being referred to;
  - Sub analysis area – the sub analysis area within the Local Authority where the site is located;
  - PPS site ID – the unique ID number that has been allocated to the site for the PPS;
  - Management type – the current management arrangement;
  - Current status – the pitches / courts located at the site including their quality and current status, i.e. overplayed, at capacity or spare capacity;
  - Recommendation – what has been recommended to help meet the priorities identified within the PPS;
  - Responsibility – which partners will be responsible for delivering any outcomes and outputs at the sites;
  - Priority – if the recommendation is a **High, Medium** or **Low** priority. Priorities have been determined through consultation with the PPS steering group;

- Timescale - whether the recommendation is a short term priority (1-2 years) medium term priority (3-5 years) or long term priority (6 years +);
- Aim – which of the aims does the site fall under. Protect, Enhance or Provide (a site could meet all three of these aims);
- Costs – have been identified as **Low** (up to £50,000), **Medium**, (£50,000 to £250,000) or **High** (£250,000 and above). This is based on Sport England's Facility Cost Guidance ([Sport England Facility Cost Guidance](#)).

4.5 Where a full size 3G AGP is referenced as a recommendation in the Action Plan, this could be anything measuring from 91m x 55m to 100m x 64m (excluding run off's), subject to site specifics. A pitch measuring 91 x 55m and above can be permitted for open age match play (subject to relevant local league requirements), with 100 x 64m being the recommended dimensions. Where recommended dimensions are not being met, any proposal should seek to demonstrate that reduced dimensions are justified, i.e. that there is no detrimental impact upon the intended programme of use and meeting local need.

4.6 The PPS has included several sites that fall just outside the Cheltenham Borough Council boundary. Due to their proximity to the Borough and them catering for demand from Cheltenham Borough residents, these sites have been included within the Action Plan but do not fall within the remit of Cheltenham Borough Council. Whilst other members of the steering group may work together to deliver recommendations at these sites, they won't be prioritised by Cheltenham Borough Council. Sites that fall outside of the Cheltenham Borough Council boundary have been marked with an \* in the site name column of the Action Plan and listed below.

- Cheltenham North RFC;
- Cheltenham Tigers Rugby Club;
- Chosen Hill Former Pupils RFC;
- Civil Service Sports Ground;
- King George V Playing Field (Shurdington);
- Hatherley & Reddings Cricket Club North Park; and
- Hatherley & Reddings Cricket Club South Park.

## Playing Pitch Strategy – site specific action Plan

**Table 4.1 – Cheltenham Action Plan**

Site Name	PPS Site ID	Sport	Community use category	Security of community use	Current Status	Recommendations	Responsibility	Priority	Timescale	Cost	Aim(s)
Agg Gardner Recreation Ground	1	Football	Available for community use and used	Secured	One standard quality adult pitch with spare capacity of 1 MES. Poor quality ancillary provision on site.	Continue to maintain pitch quality for club use and improve quality of the ancillary provision.	Council, Gloucestershire FA, Football Foundation	Medium	Medium	Medium	Protect, Enhance
All Saints Academy (Cheltenham)	2	AGP - 3G	Available for community use and used	Unsecured	One standard quality 106m x 70m 3G AGP with sports lights. Currently on the 3G pitch register until 31/05/2024. Good quality ancillary provision on site.	School to maintain quality and ensure that the pitch remains on the 3G pitch register. Ensure that there is a sinking fund in place to resurface the pitch when required.	School	High	Short	Low	Protect
		Rugby Union	Not available for community use		One standard quality senior rugby union pitch with spare capacity of 1 MES discounted as not available for community use.	Maintain for school use.	School	Low	Long	Low	Protect
		Football	Not available for community use		One good quality adult pitch with spare capacity of 1 MES discounted as not available for community use.	Maintain for school use.	School	Low	Long	Low	Protect

Site Name	PPS Site ID	Sport	Community use category	Security of community use	Current Status	Recommendations	Responsibility	Priority	Timescale	Cost	Aim(s)
Balcarras Sports Centre	3	Football	Available for community use and used	Unsecured	One good quality adult pitch with spare capacity of 0.5 MES and one good quality mini soccer 7v7 pitch with spare capacity of one MES. All spare capacity discounted as unsecured. Standard quality ancillary provision.	School to maintain quality and secure use through an appropriate agreement.	School, Gloucestershire FA, Football Foundation	High	Short	Low	Protect
		AGP	Available for community use and used		One standard quality 101m x 63m sand filled AGP with sports lights. Standard quality ancillary provision	School to maintain quality and ensure that there is a sinking fund in place to resurface the pitch when required. Look to redistribute football demand to 3G AGPs when delivered to create more capacity for hockey. secure use for clubs through an appropriate agreement.	School. England Hockey, Gloucestershire FA, Football Foundation	High	Medium	Low	Protect
		Cricket	Available for community use but unused		One good quality NTP with spare capacity of 20 MES per season discounted as unsecured.	Secure use through an appropriate agreement and explore opportunities to meet club training demand.	School, Gloucestershire Cricket Foundation, ECB	Medium	Medium	Low	Protect

Site Name	PPS Site ID	Sport	Community use category	Security of community use	Current Status	Recommendations	Responsibility	Priority	Timescale	Cost	Aim(s)
		Rugby Union	Available for community use but unused		Three basic quality senior rugby union pitches with spare capacity of 5 MES discounted as unsecured.	Maintain for school use.	School	Low	Long	Low	Protect
Belmont School	4	Football	Available for community use but unused	Secured	One standard quality youth 11v11 pitch at capacity. No ancillary provision on site.	Maintain for school use and support development of the school's vision for improved SEND sports facilities (planning permission approved)	School	High	Medium	Low	Protect
Bournside Sports Centre	5	Football	Available for community use and used	Unsecured	Two good quality adult pitches at capacity. Two good quality youth 9v9 pitches with spare capacity of 0.5 MES. Four good quality mini soccer 7v7 pitches with spare capacity of 2 MES. Two good quality mini soccer 5v5 pitches with spare capacity of 1 MES. All spare capacity discounted as unsecured. Standard quality ancillary provision.	School to maintain quality and secure use for clubs through an appropriate agreement. Explore opportunities to provide a full size 3G AGP with sports lights. Ensure that if a pitch is provided it is tested for inclusion on the 3G pitch register and has a sinking fund in place.	School, Gloucestershire FA, Football Foundation	High	Short	Low	Protect

Site Name	PPS Site ID	Sport	Community use category	Security of community use	Current Status	Recommendations	Responsibility	Priority	Timescale	Cost	Aim(s)
		AGP	Available for community use and used	Unsecured	One standard quality 104m x 70m sand dressed AGP with sports lights.	School to maintain quality and ensure that there is a sinking fund in place to resurface the pitch when required. Look to redistribute football demand to 3G AGPs when delivered to create more capacity for hockey. Secure use for clubs through an appropriate agreement.	School. England Hockey, Gloucestershire FA, Football Foundation	High	Medium	Low	Protect
		Cricket	Not available for community use	Unsecured	One good quality NTP with spare capacity of 20 MES per season discounted as not available for community use.	Maintain for school use.	School	Low	Long	Low	Protect
		Rugby Union	Available for community use and used	Unsecured	Four senior rugby union pitches with spare capacity of 10 MES discounted as unsecured.	Maintain for school use.	School	Low	Long	Low	Protect

Site Name	PPS Site ID	Sport	Community use category	Security of community use	Current Status	Recommendations	Responsibility	Priority	Timescale	Cost	Aim(s)
Brizen Farm Playing Field	6	Football	Available for community use and used	Secured	One poor quality youth 11v11 pitch overmarked with a mini soccer 7v7 pitch, that has space capacity of 0.5 MES. No ancillary provision on site.	Seek to improve pitch quality and consider installing drainage to increase capacity and address shortfalls. Consider providing ancillary provision if there is demand.	Council, Gloucestershire FA, Football Foundation	High	Medium	High	Protect, Enhance, Provide
Burrow's Field	7	Football	Available for community use and used	Secured	One good quality adult pitch overmarked with two youth 9v9 pitches, overplayed by 2.5 MES. One good quality youth 11v11 pitch at capacity. Two good quality mini soccer 7v7 pitches with spare capacity of 2 MES. Good quality ancillary provision. Leckhampton Rovers FC have a lease that expire in 2043.	Maintain for club use. Explore opportunities to redistribute youth 9v9 demand to reduce overplay on the adult pitch.	Leckhampton Rovers FC, Gloucestershire FA, Football Foundation	High	Medium	Low	Protect
		Cricket	Available for community use and used	Secured	Two unmarked cricket pitches that are being brought back into use for the 2024 season. One will only be suitable for under 11's and below.	Ensure that the pitches are maintained to a good standard to meet demand.	Leckhampton Rovers FC, Gloucestershire Cricket Foundation, ECB	High	Short	Low	Protect

Site Name	PPS Site ID	Sport	Community use category	Security of community use	Current Status	Recommendations	Responsibility	Priority	Timescale	Cost	Aim(s)
Charlton Kings Cricket Club	8	Cricket	Available for community use and used	Secured	One good quality cricket pitch at capacity. Good quality ancillary provision on site.	Maintain for club use. Explore providing an NTP to increase capacity.	Club, Gloucestershire Cricket Foundation, ECB	High	Medium	Low	Protect, Provide
Cheltenham College	9	AGP	Available for community use and used	Unsecured	Two standard quality 106m x 70m sand filled AGPs, one with sports lights and one without. Good quality ancillary provision on site.	College to maintain pitch with sports lighting for club use. Ensure that there is a sinking fund in place to resurface the pitch when required. Work to secure use for clubs through an appropriate agreement.	School, England Hockey	High	Short	Low	Protect
		Cricket	Not available for community use	Unsecured	Four good quality cricket pitches with spare capacity of 70 MES discounted as not available for community use.	Maintain for school use.	School	Low	Long	Low	Protect
		Rugby Union	Available for community use and used	Unsecured	Eight good quality senior rugby union pitches with spare capacity of 18 MES discounted as unsecured.	Maintain for school use.	School	Low	Long	Low	Protect

Site Name	PPS Site ID	Sport	Community use category	Security of community use	Current Status	Recommendations	Responsibility	Priority	Timescale	Cost	Aim(s)
Cheltenham College (Reeves Field)	9	Cricket	Available for community use and used	Unsecured	Two good quality cricket pitches with no spare capacity.	School to maintain quality and seek to secure use for Charlton Kings CC through an appropriate agreement.	School, Gloucestershire Cricket Foundation, ECB	High	Short	Low	Protect
Cheltenham College Prep School	10	Cricket	Not available for community use	Unsecured	Three good quality cricket pitches with spare capacity of 45 MES discounted as not available for community use.	Maintain for school use.	School	Low	Long	Low	Protect
Cheltenham Cricket Club	11	Cricket	Available for community use and used	Secured	One good quality cricket pitch with 50 wickets at capacity. Good quality ancillary provision.	Maintain for club use. Explore opportunities to improve ancillary provision and increase onsite parking.	Club, Gloucestershire Cricket Foundation, ECB	High	Long	High	Protect, Enhance, Provide

Site Name	PPS Site ID	Sport	Community use category	Security of community use	Current Status	Recommendations	Responsibility	Priority	Timescale	Cost	Aim(s)
Cheltenham North RFC*	63	Rugby Union	Available for community use and used	Secured	Two basic quality senior rugby union pitches overplayed by 4 MES. One pitch has sports lights. Good quality ancillary provision on site. Cheltenham North RFC own the freehold.	Club to improve pitch quality to reduce overplay and to explore how to develop a third pitch on leased land.	Club, RFU	High	Short	Low	Protect, Enhance, Provide
Cheltenham Tigers Rugby Club*	12	Rugby League	Available for community use and used	Secured	One good quality senior rugby league pitch overmarked on a senior rugby union pitch that has spare capacity of 0.5 MES. Good quality ancillary provision on site. Cheltenham Tigers RFC own the freehold.	Club to seek to maintain quality and secure use for Cheltenham Phoenix	Club, RFL	High	Short	Low	Protect
		Rugby Union	Available for community use and used	Secured	Three basic quality senior rugby union pitches overplayed by 0.65 MES. One pitch has sports lights.	Club to improve pitch quality to reduce overplay. Support the club to install sports lights on a second pitch to cater for training demand.	Club, RFU	High	Medium	Medium	Protect, Enhance, Provide

Site Name	PPS Site ID	Sport	Community use category	Security of community use	Current Status	Recommendations	Responsibility	Priority	Timescale	Cost	Aim(s)
		AGP - 3G	Available for community use and used	Secured	One good quality 120m x 80m 3G AGP with sports lights. On the 3G pitch register until 31/05/2025 and WR compliant.	The 3G pitch is owned by RFU and the club is given a number of hours of free use per week. Club to maintain quality and ensure that the pitch remains on the 3G pitch register and WR compliant. Ensure that there is a sinking fund in place to resurface the pitch when required.	Club, RFU	High	Long	Low	Protect
Cheltenham Town FC (Energy Check Training Ground)	13	Football	Not available for community use	N/A	Two good quality adult pitches with spare capacity of 1 MES. Three good quality youth 11v11 pitches with spare capacity of 1 MES. One youth 9v9 pitch at capacity. Two mini soccer 7v7 pitches with spare capacity of 1 MES. All spare capacity discounted as not available for community use. Good quality ancillary provision on site.	Maintain for use by Cheltenham Town FC.	Club	Low	Long	Low	Protect

Site Name	PPS Site ID	Sport	Community use category	Security of community use	Current Status	Recommendations	Responsibility	Priority	Timescale	Cost	Aim(s)
Cheltenham Town FC (Whaddon Road)	14	Football	Not available for community use	N/A	One good quality adult stadia pitch with sports lights used by Cheltenham Town FC who play in League Two.	Maintain for club use.	Club	Low	Long	Low	Protect
Chosen Hill Former Pupils RFC*	64	Rugby Union	Available for community use and used	Secured	Two basic quality senior rugby union pitches overplayed by 2.65 MES. Neither pitch has sports lights. Chosen Hill Former Pupils RFC have a lease until 2050. Standard quality ancillary provision on site.	Club to improve pitch quality to reduce overplay and explore how best to install sports lights on one of the pitches to cater for training demand and improve the quality of their ancillary provision.	Club, RFU	High	Medium	Medium	Protect, Enhance, Provide
Civil Service Sports Ground*	17	Cricket	Available for community use and used	Secured	One good quality grass pitch with nine wickets, overplayed by 5 MES. One standard quality NTP overplayed by 12 MES. Good quality ancillary provision	Maintain for club use. Identify opportunities where demand can be met offsite to reduce overplay.	Club, Gloucestershire Cricket Foundation, ECB	High	Medium	High	Protect
		Football	Available for community use and used	Secured	Two good quality adult football pitches with spare capacity of 1 MES.	Maintain for club use. Support the club to refurbish ancillary provision to support the growth of female football.	Club, Gloucestershire FA, Football Foundation	Medium	Medium	High	Protect, Enhance

Site Name	PPS Site ID	Sport	Community use category	Security of community use	Current Status	Recommendations	Responsibility	Priority	Timescale	Cost	Aim(s)
		Rugby Union	Available for community use and used	Secured	One basic quality senior rugby union pitch without sports lights, that is overplayed by 4 MES.	Club to improve quality to alleviate overplay. Provide sports lights support midweek training demand. Support the club to refurbish ancillary provision to support the growth of female rugby.	Club, RFU	High	Medium	High	Protect, Enhance, Provide
		Lacrosse	Available for community use and used	Secured	One good quality lacrosse pitch.	Maintain for club use.	Club	High	Long	Low	Protect
		AGP - 3G	Available for community use and used	Secured	One good quality 40m x 40m 3G AGP with sports lights.	Maintain for club use. Ensure that there is a sinking fund in place to resurface the pitch when required.	Club	Medium	Long	Medium	Protect
CLC Sports Centre	18	AGP	Available for community use and used	Unsecured	One good quality 97m x 60m sand filled AGP with sports lights and one standard quality 100m x 60m sand filled AGP with sports lights. Sports lights are restricted to 7pm and use restricted to under 19's. Good quality ancillary provision on site.	School to maintain quality. Ensure that the pitch has a sinking fund in place to resurface it when required.	School	Medium	Long	Low	Protect

Site Name	PPS Site ID	Sport	Community use category	Security of community use	Current Status	Recommendations	Responsibility	Priority	Timescale	Cost	Aim(s)
		Cricket	Not available for community use	Unsecured	One good quality cricket pitch with 7 wickets with 13 MES of spare capacity discounted as not available for community use.	Maintain for school use.	School	Low	Long	Low	Protect
Clyde Crescent Recreation Ground	19	Football	Available for community use and used	Secured	One standard quality adult pitch at capacity. Standard quality ancillary provision on site.	Seek to improve pitch quality to increase capacity.	Council, Gloucestershire FA, Football Foundation	Medium	Medium	Low	Protect
Dean Close School	20	Football	Not available for community use	Unsecured	One good quality adult pitch with spare capacity of 1 MES. One good quality youth 11v11 pitch with spare capacity of 1 MES. All spare capacity discounted as not available for community use. Good quality ancillary provision on site.	Maintain for school use.	School	Low	Long	Low	Protect
		AGP	Available for community	Unsecured	One standard quality sand-filled	School to maintain quality and secure	School, England Hockey	High	Short	Low	Protect

Site Name	PPS Site ID	Sport	Community use category	Security of community use	Current Status	Recommendations	Responsibility	Priority	Timescale	Cost	Aim(s)
			use and used		AGP with sports lights and one standard quality water-based AGP without sports lights. The school note that one pitch in particular is old and run down and is in need of refurbishment.  Good quality ancillary provision on site.	use for Cheltenham Junior Hockey Club and Lansdown Hockey Club. Ensure that there is a sinking fund in place to resurface the pitches when required.					
		Cricket	Not available for community use	Unsecured	One good quality cricket pitch with 8 wickets at capacity. One good cricket pitch with 6 wickets with spare capacity of 10 MES per season discounted as not available for community use. Two good quality cricket pitches with 4 wickets at capacity. Good quality ancillary provision on site.	Maintain for school use.	School	Low	Long	Low	Protect
		Rugby Union	Not available for	Unsecured	Six basic quality senior rugby union	Maintain for school use.	School	Low	Long	Low	Protect

Site Name	PPS Site ID	Sport	Community use category	Security of community use	Current Status	Recommendations	Responsibility	Priority	Timescale	Cost	Aim(s)
			community use		pitches with spare capacity of 12 MES discounted as not available for community use. No pitches have sports lights.						
Dunalley Primary School	21	Football	Not available for community use	Unsecured	One standard quality mini soccer 7v7 pitch with spare capacity of 1 MES discounted as not available for community use. No ancillary provision on site	Maintain for school use.	School	Low	Long	Low	Protect
Elmfield Park	22	Football	Available for community use and used	Secured	One standard quality adult pitch overmarked with a mini soccer 7v7 pitch that has spare capacity of 0.5 MES. No ancillary provision on site.	Maintain pitch quality and consider demand to provide ancillary provision.	Council	Medium	Medium	Low	Protect

Site Name	PPS Site ID	Sport	Community use category	Security of community use	Current Status	Recommendations	Responsibility	Priority	Timescale	Cost	Aim(s)
Gardners Lane Primary School	23	Football	Not available for community use	Unsecured	One standard quality mini soccer 7v7 pitch with spare capacity of 1 MES discounted as not available for community use. No ancillary provision on site	Maintain for school use.	School	Low	Long	Low	Protect
Glenfall Community Primary School	24	Football	Not available for community use	Unsecured	One poor quality youth 11v11 pitch overplayed by 1 MES. No ancillary provision on site.	School to improve pitch quality to reduce overplay.	School	Low	Short	Low	Protect, Enhance
Greatfield Park Primary School	25	Football	Available for community use	Unsecured	One standard quality youth 11v11 pitch at capacity. No ancillary provision on site.	Maintain for school use.	School	Low	Long	Low	Protect
Hatherley Park	26	Football	Available for community use and used	Secured	Two standard quality mini soccer 7v7 pitches with spare capacity of 1.5 MES. No ancillary provision on site.	Maintain pitch quality for club use.	Council	Medium	Long	Low	Protect
Hesters Way Primary School	27	Football	Not available for community use	Unsecured	One standard quality youth 11v11 pitch at capacity. No ancillary provision on site.	Maintain for school use.	School	Low	Long	Low	Protect

Site Name	PPS Site ID	Sport	Community use category	Security of community use	Current Status	Recommendations	Responsibility	Priority	Timescale	Cost	Aim(s)
Holy Apostles Church of England Primary School	29	Football	Not available for community use	Unsecured	One standard quality mini soccer 7v7 pitch with spare capacity of 1 MES discounted as not available for community use. No ancillary provision on site	Maintain for school use.	School	Low	Long	Low	Protect
King George V Playing Field (Shurdington)*	30	Cricket	Available for community use and used	Secured	One good quality cricket pitches with 10 wickets and spare capacity of 10 MES. Good quality ancillary provision on site	Club to work to maintain pitch quality	Club	High	Long	Low	Protect
King George V Playing Field (Cheltenham)	31	Football	Available for community use and used	Secured	Three poor quality adult pitches and two standard quality adult pitches with spare capacity of 2.5 MES. Two standard quality youth 9v9 pitches with spare capacity of 1 MES. Two standard quality mini soccer 7v7 pitches with spare capacity of 1 MES. Good quality ancillary provision on site.	Seek to improve the quality of the three poor quality adult pitches and maintain quality of the remaining pitches.	Council	High	Short	Low	Protect, Enhance
		Rugby Union	Available for community	Secured	Two basic quality senior rugby union	Club to seek to improve pitch quality	Club, RFU	High	Medium	Medium	

Site Name	PPS Site ID	Sport	Community use category	Security of community use	Current Status	Recommendations	Responsibility	Priority	Timescale	Cost	Aim(s)
			use and used		pitches without sports lights that have spare capacity of 1 MES. Good quality ancillary provision on site. Leased to Cheltenham Saracens RFC until 2043.	and consider demand to provide sports lights on one of the pitches. Support the club to upgrade ancillary provision to cater for female players.					Protect, Enhance, Provide

Site Name	PPS Site ID	Sport	Community use category	Security of community use	Current Status	Recommendations	Responsibility	Priority	Timescale	Cost	Aim(s)
Lakeside Primary School	32	Football	Not available for community use	Unsecured	Two standard quality youth 11v11 pitches with spare capacity of 2 MES discounted as not available for community use. No ancillary provision on site.	Maintain for school use.	School	Low	Long	Low	Protect
Leckhampton CE Primary School	33	Football	Not available for community use	Unsecured	One poor quality youth 11v11 pitch at capacity	Improve pitch quality for school use.	School	Low	Long	Low	Protect, Enhance
Naunton Park	35	Football	Available for community use and used	Secured	Two standard quality adult pitches overplayed by 2 MES. One standard quality youth 9v9 pitch with spare capacity of 1 MES. One standard quality mini soccer 7v7 pitch with spare capacity of 1 MES. Standard quality ancillary provision on site.	Seek to improve pitch quality to reduce overplay.	Council, Gloucestershire FA, Football Foundation	High	Short	Low	Protect, Enhance
		Cricket	Available for community use but unused	Secured	One unmarked cricket pitch that has been brought back into use for the 2024 cricket season.	Explore repositioning the cricket pitch so that it is closer to the pavilion. Ensure pitch is maintained to a good standard.	Council, Gloucestershire Cricket Foundation, ECB	High	Short	Medium	Protect, Enhance

Site Name	PPS Site ID	Sport	Community use category	Security of community use	Current Status	Recommendations	Responsibility	Priority	Timescale	Cost	Aim(s)
North Park (Shurdington)*	36	Cricket	Available for community use and used	Secured	One good quality cricket pitch with 19 wickets overplayed by 45 MES per season. Good quality ancillary provision on site. Hatherley and Reddings CC own the freehold	Maintain for club use. Provide additional storage and improve accessibility to the pavilion.	Club, Gloucestershire Cricket Foundation, ECB	High	Medium	Medium	Protect, Enhance, Provide
Oakwood Primary School	37	Football	Not available for community use	Unsecured	One poor quality youth 11v11 pitch at capacity. No ancillary provision on site.	Improve pitch quality for school use.	School	Low	Short	Low	Protect, Enhance
Old Patesians Sports and Social Club Ltd	38	Rugby Union	Available for community use and used	Secured	Two basic quality senior rugby union pitches that are overplayed by 2.4 MES. Neither pitch has sports lights. Standard quality ancillary provision on site. Old Patesians have 20 years remaining on the lease for the car park and pavilion. The lease does not cover the pitches which are hired on an annual basis from the Council	Explore how the club can reorientate their pitches and provide two junior rugby union pitches and how to improve pitch quality and install drainage to reduce overplay. Consider providing sports lights on one pitch to cater for training demand. Improve quality of ancillary provision.  Council to explore how best to secure use of the pitches for Old Patesians RFC.	Club, RFU	High	Medium	Medium	Protect, Enhance, Provide

Site Name	PPS Site ID	Sport	Community use category	Security of community use	Current Status	Recommendations	Responsibility	Priority	Timescale	Cost	Aim(s)
Pate's Grammar School	39	Football	Not available for community use	Unsecured	One good quality adult pitch with spare capacity of 1 MES discounted as not available for community use.	Maintain for school use.	School	Low	Long	Low	Protect
		AGP	Not available for community use	Unsecured	One poor quality 98m x 60m sand filled AGP without sports lights.	Explore potential for off-site contributions to bring the pitch back into community use. Meanwhile maintain for school use.	School / England Hockey	High	Long	Low	Protect
		Cricket	Not available for community use	Unsecured	One standard quality cricket pitch with 8 wickets overplayed by 8 MES.	Maintain for school use.	School	Low	Long	Low	Protect
		Rugby Union	Not available for community use	Unsecured	Three basic quality senior rugby union pitches with spare capacity of 5 MES discounted as not available for community use. No pitches have sports lights.	Maintain for school use.	School	Low	Long	Low	Protect

Site Name	PPS Site ID	Sport	Community use category	Security of community use	Current Status	Recommendations	Responsibility	Priority	Timescale	Cost	Aim(s)
Petersfield Park – Cheltenham Saracens FC	40	Football	Available for community use and used	Secured	One poor quality adult stadia pitch with sports lights that is overplayed by 1 MES. Poor quality ancillary provision on site. Cheltenham Saracens FC have a lease until 2047.	Work with Club and Petersfield Partnership to explore feasibility of a new sports and community hub on the site. Club and Glos FA to ensure that Cheltenham Saracens FC maintain stadia Accreditation and can progress through the NLS. Club to explore opportunities to improve pitch quality to reduce overplay.	Council, Club, Gloucestershire FA, Football Foundation	High	Medium	High	Protect, Enhance, Provide
Pittville School	41	Football	Available for community use and used	Unsecured	Two good quality youth 11v11 pitch overmarked with two mini soccer 5v5 pitches that are at capacity. Standard quality ancillary provision on site.	School to maintain quality and secure use for clubs through an appropriate agreement. Explore opportunities to provide a full size 3G AGP with sports lights. Ensure that if a 3G pitch is provided it is tested for inclusion on the 3G pitch register and has a sinking fund in place.	School, Gloucestershire FA, Football Foundation	High	Short	Low	Protect

Site Name	PPS Site ID	Sport	Community use category	Security of community use	Current Status	Recommendations	Responsibility	Priority	Timescale	Cost	Aim(s)
		Cricket	Available for community use but unused	Unsecured	One standard quality NTP that is overplayed by 40 MES per season.	Maintain for school use and ensure that the pitch is resurfaced when required.	School	Low	Long	Low	Protect
		Rugby Union	Not available for community use	Unsecured	One basic quality senior rugby union pitch without sports lights that is at capacity.	Maintain for school use.	School	Low	Long	Low	Protect
Prestbury Playing Fields	42	Football	Available for community use and used	Secured	One standard quality adult pitch overplayed by 0.5 MES. Two standard quality mini soccer 7v7 pitches with spare capacity of 2 MES. No ancillary provision on site.	Seek to improve pitch quality to reduce overplay. Explore opportunities to provide ancillary provision on site to meet demand.	Prestbury Parish Council, Gloucestershire FA, Football Foundation	High	Long	High	Protect, Enhance, Provide

Site Name	PPS Site ID	Sport	Community use category	Security of community use	Current Status	Recommendations	Responsibility	Priority	Timescale	Cost	Aim(s)
Prince of Wales Stadium	43	Rugby Union	Available for community use and used	Secured	One basic quality stadia senior rugby union pitch with sports lights and one basic quality senior rugby union pitch with sports lights that have spare capacity of 2 MES. Standard quality ancillary provision	Seek to improve pitch quality and explore opportunities to provide a full size 3G AGP with sports lighting on the rugby union pitch not within the stadium. Ensure that if a pitch is provided it is tested for inclusion on the 3G pitch register and is WR compliant. Ensure there is a sinking fund in place.	Council, RFU, Gloucestershire FA, Football Foundation	High	Medium	High	Protect, Enhance, Provide
Priors Farm	44	Football	Available for community use and used	Secured	Two poor quality adult pitches overplayed by 0.5 MES. One poor quality youth 9v9 pitch that is overmarked with a mini soccer 7v7 pitch and overplayed by 0.5 MES. Poor quality ancillary provision on site.	Seek to improve pitch quality to reduce overplay and improve the quality of the ancillary provision.	Council, Gloucestershire FA, Football Foundation	High	Medium	Medium	Protect, Enhance

Site Name	PPS Site ID	Sport	Community use category	Security of community use	Current Status	Recommendations	Responsibility	Priority	Timescale	Cost	Aim(s)
		Cricket	Not available as disused	N/A	One unmarked cricket pitch that is currently unused.	Explore repositioning the pitch so that it is closer to the pavilion and bring back in to use to meet demand. Ensure pitch is maintained to a good standard by creating a partnership with a local cricket club for maintenance of the pitch.	Council, Gloucestershire Cricket Foundation, ECB	High	Medium	Medium	Protect, Enhance
Rowanfield Junior School	45	Football	Not available for community use	Unsecured	One poor quality youth 11v11 pitch at capacity and one poor quality mini soccer 7v7 pitch with spare capacity of 1 MES discounted as not available for community use.	School to explore how best to improve pitch quality for school use.	School	Low	Long	Low	Protect, Enhance
Sandford Park	46	Football	Not available for community use	Secured	Previously provided a mini soccer 7v7 pitch. No longer marked out.	Work with Friends of Sandford Park to consider bringing back mini-soccer pitch back into use but only if there is community agreement to this	Council, FOSP, Gloucestershire FA, Football Foundation	Medium	Medium	Low	Protect, Provide

Site Name	PPS Site ID	Sport	Community use category	Security of community use	Current Status	Recommendations	Responsibility	Priority	Timescale	Cost	Aim(s)
South Park (Shurdington)*	47	Cricket	Available for community use and used	Secured	One good quality cricket pitch with 9 wickets overplayed by 10 MES. Good quality ancillary provision on site.	Maintain for club use. Explore providing an NTP to increase capacity and reduce overplay.	Club, Gloucestershire Cricket Foundation, ECB	High	Medium	Low	Protect, Provide
Springbank Primary Academy	48	Football	Not available for community use	Unsecured	One standard quality youth 11v11 pitch with spare capacity of 1 MES discounted as not available for community use. No ancillary provision on site.	Maintain for school use.	School	Low	Long	Low	Protect
Springfield Park	49	Football	Available for community use and used	Secured	One poor quality adult pitch with spare capacity of 0.5 MES. No ancillary provision on site as currently being used as a food bank and community cafe.	Seek to improve pitch quality to increase capacity and consider a partnership with Springbank Community Group to access ancillary facilities.	Council, Gloucestershire FA, Football Foundation	High	Medium	Low	Protect, Enhance
	50	Football	Not available for	Unsecured	Two good quality adult pitches with	Maintain for school use.	School	Low	Long	Low	Protect

Site Name	PPS Site ID	Sport	Community use category	Security of community use	Current Status	Recommendations	Responsibility	Priority	Timescale	Cost	Aim(s)
St Edward's Preparatory School			community use		spare capacity of 2 MES . One good quality youth 11v11 pitch with spare capacity of 1 MES. All spare capacity discounted as not available for community use. Good quality ancillary provision on site.						
		Cricket	Not available for community use	Unsecured	One NTP that's not available for community use. Was previously used by Charlton Kings CC	Maintain for school use.	School	Low	Long	Low	Protect
		Rugby Union	Not available for community use	Unsecured	Two basic quality senior rugby union pitches without sports lights and spare capacity of 2 MES discounted as not available for community use.	Maintain for school use.	School	Low	Long	Low	Protect
St Edwards School (Cheltenham)	51	Football	Not available for community use	Unsecured	Three good quality adult pitches with spare capacity of 3 MES discounted as not available for community use. Good quality ancillary provision on site.	Maintain for school use.	School	Low	Long	Low	Protect

Site Name	PPS Site ID	Sport	Community use category	Security of community use	Current Status	Recommendations	Responsibility	Priority	Timescale	Cost	Aim(s)
		AGP	Not available for community use	Unsecured	One standard quality 100m x 60m sand filled AGP without sports lights.	Maintain for school use and ensure that there is a sinking fund in place to resurface the pitch when required.	School	Low	Long	Low	Protect

Site Name	PPS Site ID	Sport	Community use category	Security of community use	Current Status	Recommendations	Responsibility	Priority	Timescale	Cost	Aim(s)
St Marks Church of England Junior School	52	Football	Available for community use and used	Unsecured	One standard quality youth 9v9 pitch at capacity. One standard quality mini soccer 7v7 pitch with spare capacity of 1 MES discounted as unsecured. No ancillary provision on site.	School to maintain pitch quality and consider providing ancillary provision on site to meet demand.	School, Gloucestershire FA, Football Foundation	Medium	Medium	High	Protect, Provide
St Marys Church of England Junior School	64	Football	Not available for community use	Unsecured	Two poor quality mini soccer 7v7 pitches with spare capacity of 2 MES discounted as not available for community use. No ancillary provision on site.	Maintain for school use.	School	Low	Long	Low	Protect
St Thomas More Catholic Primary	53	Football	Not available for community use	Unsecured	One standard quality youth 11v11 pitch with spare capacity of 1 MES discounted as not available for community use. No ancillary provision on site.	Maintain for school use.	School	Low	Long	Low	Protect

Site Name	PPS Site ID	Sport	Community use category	Security of community use	Current Status	Recommendations	Responsibility	Priority	Timescale	Cost	Aim(s)
Swindon Village	54	Football	Available for community use and used	Secured	One poor quality adult pitch overplayed by 0.5 MES. Two poor quality youth 11v11 pitches, one overmarked with a youth 9v9 pitch, overplayed by 2 MES. Two poor quality mini soccer 7v7 pitch, one overmarked with a mini soccer 5v5 pitch, at capacity. Poor quality ancillary provision on site.	Seek to improve pitch quality to increase capacity and reduce overplay. Improve quality of the ancillary provision.	Council, Gloucestershire FA, Football Foundation	High	Medium	Medium	Protect, Enhance
		Cricket	Available for community use and used	Secured	One poor quality cricket pitch with 6 wickets that is overplayed by 8 MES per season. No cricket club identified to use the pitch for the 2024 season	Identify a cricket club to use the pitch and improve pitch quality to increase capacity and reduce overplay. Improve quality of the ancillary provision.	Council, Gloucestershire Cricket Foundation, ECB	High	Medium	Medium	Protect, Enhance

Site Name	PPS Site ID	Sport	Community use category	Security of community use	Current Status	Recommendations	Responsibility	Priority	Timescale	Cost	Aim(s)
The Beeches	55	Football	Available for community use and used	Secured	Two standard quality adult pitches with spare capacity of 1 MES. One standard quality youth 9v9 pitch with spare capacity of 0.5 MES. Standard quality ancillary provision on site.	Seek to improve pitch quality to increase capacity.	Council, Gloucestershire FA, Football Foundation	High	Short	Low	Protect, Enhance
The Catholic School of Saint Gregory The Great	56	AGP	Not available for community use	Unsecured	One standard quality 70m x 40m sand filled AGP without sports lights.	Maintain for school use and ensure that the pitch is resurfaced when required.	School	Low	Long	Low	Protect

Site Name	PPS Site ID	Sport	Community use category	Security of community use	Current Status	Recommendations	Responsibility	Priority	Timescale	Cost	Aim(s)
The Folly	57	Football	Not available for community use	Unsecured	Previously provided three adult pitches and a mini soccer 7v7 pitch.	Proposals submitted to develop housing on the site. If these proceed, ensure that any loss of pitch provision is mitigated, and that this mitigation is signed off by all relevant NGBs and Sport England.  Should the proposals not proceed, work to make the pitches available for community use to meet the shortfalls identified.	University, Gloucestershire FA, Football Foundation	High	Short	Low	Protect
		Rugby Union	Not available for community use	Unsecured	Previously provided two senior rugby union pitches without sports lights.	As noted above.	University, RFU	High	Short	Low	Protect
		Cricket	Not available for community use	Unsecured	Previously provided a cricket pitch.	As noted above.	University, Gloucestershire Cricket Foundation, ECB	High	Short	Low	Protect

Site Name	PPS Site ID	Sport	Community use category	Security of community use	Current Status	Recommendations	Responsibility	Priority	Timescale	Cost	Aim(s)
The High School Leckhampton	58	Football	Not available for community use	Unsecured	One standard quality adult pitch at capacity. Good quality ancillary provision on site.	Maintain for school use. Explore option for community use/CUA.	School	Low	Long	Low	Protect, Provide
		AGP	Available for community use and used	Unsecured	One good quality 91m x 55m sand filled AGP with sports lights. Good quality ancillary provision	Maintain for school and community use. Ensure that there is a sinking fund in place to resurface the pitch when required.	School	Low	Long	Low	Protect
The Pavilion, Hatherley Lane, Cheltenham	59	Football	Available for community use and used	Unsecured	Previously provided two youth 11v11 pitches. Currently used by Lakeside Football Academy	Maintain for community use	C3 Church, Gloucestershire FA, Football Foundation	Medium	Medium	Low	Protect, Provide
The Richard Pate School	60	AGP	Not available for community use	Unsecured	One good quality 95m x 40m sand filled AGP with sports lights.	Maintain for school use and ensure that there is a sinking fund in place to resurface the pitch when required.	School	Low	Long	Low	Protect
		Football	Not available for community use	Unsecured	Three good quality mini soccer 7v7 pitches with spare capacity of 3 MES discounted as not available for community use.	Maintain for school use.	School	Low	Long	Low	Protect

Site Name	PPS Site ID	Sport	Community use category	Security of community use	Current Status	Recommendations	Responsibility	Priority	Timescale	Cost	Aim(s)
University of Gloucestershire (Park Campus)	61	Football	Available for community use and used	Unsecured	One standard quality mini soccer 5v5 pitch at capacity. Poor quality ancillary provision on site. Currently used by Leckhampton Rovers Football Academy	Protect community use on the site and maintain pitch quality.	University, Gloucestershire FA, Football Foundation	Medium	Medium	Low	Protect
Warden Hill Primary School	62	Football	Not available for community use	Unsecured	Two standard quality youth 11v11 pitches with spare capacity of 2 MES discounted as not available for community use. No ancillary provision on site.	Maintain for school use.	School	Low	Long	Low	Protect
Whaddon Recreation Ground	63	Football	Available for community use and used	Secured	One standard quality adult pitch with spare capacity of 0.5 MES. One standard quality mini soccer 7v7 pitch with spare capacity of 1 MES. Standard quality ancillary provision on site.	Maintain pitch quality.	Council	Medium	Long	Low	Protect

### **Keeping the strategy robust and up to date**

- 4.7 It is important that this document is used in a practical manner, is engaged with partners and encourages partnerships to be developed. The creation of this document should be regarded as part of the planning process. It provides a detailed evidence base and provides a framework for the future provision and maintenance of playing pitches within the Borough and pitches in neighbouring Boroughs that serve Cheltenham residents.
- 4.8 The strategy has been developed in conjunction with the PPS steering group to assess the supply and demand of pitch provision within Cheltenham and identify where shortfalls exist and how these can be met. It is important that the PPS steering group now remains in place beyond completion of this strategy, to ensure that it is kept up to date and helps to support the monitoring and implementation of the action plan.
- 4.9 It is recommended that the PPS steering group meets at least once a year to update the supply and demand data and review delivery of any projects identified within the action plan. As a guide, if no review and subsequent update has been carried out within three years of the PPS being signed off by the PPS steering group, then Sport England and National Governing Bodies (NGBs) would consider the PPS and the information within it to be out of date. If the PPS is regularly reviewed and kept up to date it can remain valid for five years. It is recommended that the review process consider the following as a minimum:
- Recommendations that have been actioned since the strategy was signed off;
  - Any known changes in demand;
  - Any known changes to the supply of pitch provision;
  - Any known changes in pitch quality that can be benchmarked, i.e. through the PitchPower app; and
  - Any changes in circumstances or new issues that have come to light since the strategy was adopted. For example, new housing developments, S106 contributions or club ambitions.
- 4.10 It is the responsibility of the Council to coordinate the review meetings, with support from PPS steering group members. If any members leave the PPS steering group, it is that organisation's responsibility to ensure an adequate replacement is provided.
- 4.11 Outside of PPS steering group meetings it is also recommended that individual meetings with NGBs are coordinated to support delivery of the recommendations identified and ensure that this PPS reflects priorities as they change.
- 4.12 A copy of the Stage E Checklist has been provided in Appendix B.

# Appendix A: Funding Plan

## Introduction

Table 1.1 below provides details of a range of organisations who offer funding opportunities that could be explored to help deliver some of the outcomes and outputs that have been identified in the Playing Pitch Strategy Action Plan. When exploring these further, it is important that any potential applicant assesses their ability to meet the eligibility criteria set out by the funding organisation. This should be done in conjunction with relevant members of the PPS steering group.

**Table 1.1 Funding Plan**

Organisation	Description
Sport England	At present Sport England don't have any funding opportunities available. It is anticipated that this will change over the next 12-18 months. Details regarding funding enquires and any future updates can be found on their website. ( <a href="#">Apply for funding   Sport England</a> )
Football Foundation	<p><b>Single Fund</b></p> <p>The Football Foundation Single Fund provides funding opportunities for smaller projects such as:</p> <ul style="list-style-type: none"> <li>• Grass pitch maintenance kit and equipment;</li> <li>• Changing room refurbishments;</li> <li>• Storage containers;</li> <li>• Portable floodlights.</li> </ul> <p>The fund will also support larger projects such as:</p> <ul style="list-style-type: none"> <li>• 3G Artificial Grass Pitches (AGPs);</li> <li>• Changing pavilions.</li> </ul> <p>Applicants must demonstrate how the funding will develop football within their community with a particular focus on tackling inequalities.</p> <p>(<a href="#">Click here for Football Foundation Single Fund</a>)</p> <p><b>Grass Pitch Maintenance Fund</b></p> <p>The Grass Pitch Maintenance Fund provides eligible clubs, leagues and organisations with a tapered six-year grant to help them sustain pitches already at a 'good' level and enhance pitches that are either considered 'poor' or 'basic'. Clubs must complete a self-assessment of their pitches using the Pitch Power app. This provides a Performance Quality Standard (PQS) for their pitches. Funding of poor quality pitches is provided as follows:</p> <ul style="list-style-type: none"> <li>• 11v11 pitch - £3,200;</li> <li>• 9v9 pitch - £2,560;</li> <li>• Mini soccer pitches - £1,920.</li> </ul> <p>Funding of good quality pitches is as follows:</p> <ul style="list-style-type: none"> <li>• 11v11 pitch - £960;</li> <li>• 9v9 pitch - £640;</li> <li>• Mini soccer pitches - £384.</li> </ul> <p>(<a href="#">Click here for Football Foundation Grass Pitch Maintenance Fund</a>)</p>

Organisation	Description
Premier League	<p><b>Premier League Stadium Fund</b></p> <p>The Premier League Stadium Fund provides funding for clubs throughout the football pyramid, including National League System Clubs at steps 1-6 and Women's Football Pyramid Clubs at tiers 1-4. The fund is designed to support clubs fulfil their ground grading requirements and provide a better match day experience for fans.</p> <p><a href="#">(Click here for Premier League Stadium Fund)</a></p>
England and Wales Cricket Board (ECB)	<p><b>4.13 County Grants Fund</b></p> <p>The County Grants Fund aims to support affiliated cricket clubs to create welcoming environments, provide enhanced facilities and playing opportunities, and to help clubs tackle the impact of climate change. This can include the following:</p> <ul style="list-style-type: none"> <li>• Creating welcoming environments – open to affiliated cricket clubs registered for All Stars or Dynamos, or actively involved with women's and girls' cricket and / or disability cricket. It is an expectation that any junior programme will include and actively engage with girls;</li> <li>• Enhanced facilities and playing opportunities for women's and girls' cricket and / or disability cricket – open to affiliated cricket clubs actively engaged in competitive female only cricket;</li> <li>• Tackling climate change – Open to any affiliated cricket clubs;</li> </ul> <p><a href="#">(Click here for ECB County Grants Fund)</a></p> <p><b>Interest Free Loan Scheme</b></p> <p>The Interest Free Loan Scheme provides finance to clubs for various capital projects such as buildings, equipment purchase, fine turf, land purchase and non-turf. All ECB affiliated cricket clubs are eligible to apply, as well as other organisations that can evidence achievement / delivery of the England and Wales Cricket Trust charitable aims. Clubs with a junior section can apply for a loan from £1,000 to £50,000 whereas clubs without a junior section can apply for a loan from £1,000 to £20,000. A minimum of 10% partnership funding is required from the applicant.</p> <p><a href="#">(Click here for ECB Interest Free Loan Scheme)</a></p>
Lawn Tennis Association (LTA)	<p><b>Quick Access Loan Scheme</b></p> <p>The LTA's Quick Access Loan Scheme provides interest free loans from £25,000 up to £250,000. The fund will prioritise investment into low cost indoor structures and floodlights to enable communities to grow participation by accessing all year round facilities.</p> <p>The objectives of the fund are:</p> <ul style="list-style-type: none"> <li>• To provide indoor or floodlit and year round playing facilities to encourage community accessible play all year;</li> <li>• Enhance facilities to create better playing environments to encourage play all year (link to 'what we will fund');</li> <li>• Retain and increase the number of participants at the venue;</li> <li>• Offer and increase both non-member pay and play usage and coaching opportunities;</li> <li>• Grow the numbers of adults and juniors on the coaching programme;</li> <li>• Provide online booking through Club Spark with courts available through LTA Rally.</li> </ul> <p><a href="#">(Click here for LTA Quick Access Loan Scheme)</a></p>

•


Organisation	Description
The National Lottery	<p><b>Reaching Communities</b></p> <p>The Reaching Communities Fund offers grants over £10,000 to organisations that work with their community. The fund will award grants for the following:</p> <ul style="list-style-type: none"> <li>• Direct costs associated with delivering activities in your community - this can include project staff, materials, equipment, room hire, volunteer expenses and project evaluations;</li> <li>• Organisational development - this can include business planning, testing new ways of working, staff training and development, developing governance and leadership, tech or IT upgrades/purchases, developing and sharing impact and learning, and increasing capacity to support collaboration and partnership working;</li> <li>• Core/fixed costs to support the day-to-day running of your organisation - this can include core salaries, rent, utilities, equipment; the purchasing, refurbishing or developing of land and buildings.</li> </ul> <p><a href="#">(Click here for National Lottery Reaching Communities Fund)</a></p>
Cheltenham Borough Council (CBC)	<p><b>Community infrastructure Levy</b></p> <p>The Community Infrastructure Levy (CIL) is a planning charge. It allows CBC to charge developers who are building in the Borough.</p> <p>It applies to all developments where there is an increase in floorspace. It is charged in pounds per square metre of gross internal floorspace. The charges are based on type and location of the development.</p> <p>CIL can be charged on the following:</p> <ul style="list-style-type: none"> <li>• Residential development;</li> <li>• Sheltered housing;</li> <li>• Residential institutions;</li> <li>• Extra-care housing;</li> <li>• Retail development (in certain locations, please refer to the charging schedule for further information).</li> </ul> <p>CIL can be used to invest in the following area's in the Borough:</p> <ul style="list-style-type: none"> <li>• Community facilities;</li> <li>• New roads;</li> <li>• Parks and play areas;</li> <li>• Town and Parish Councils will also receive a meaningful proportion of the money raised.</li> </ul> <p>CIL funding in Cheltenham is distributed through a number of ways:</p> <ul style="list-style-type: none"> <li>• Parish Councils (neighbourhood CIL)</li> <li>• Neighbourhood CIL Panel (neighbourhood CIL)</li> <li>• Community Infrastructure joint Committee (strategic CIL)</li> </ul>

# Appendix B: Stage E Checklist

## Introduction

The Sport England Stage E checklist is shown in figure 1.1 below to support the PPS steering group keep the strategy robust and up to date. It is important that the PPS steering group use this when planning how to review and update the Playing Pitch Strategy. It is the responsibility of Cheltenham Borough Council to arrange Stage E PPS steering group. Updating the supply and demand data should be supported by PPS steering group members.

**Figure 1.1 PPS Stage E Checklist**

<b>Stage E: Deliver the strategy and keep it robust and up to date</b>	Tick 	
	Yes	Requires Attention
<b>Step 9: Apply &amp; deliver the strategy</b>		
1. Are steering group members clear on how the PPS can be applied across a range of relevant areas?		
2. Is each member of the steering group committed to taking the lead to help ensure the PPS is used and applied appropriately within their area of work and influence?		
3. Has a process been put in place to ensure regular monitoring of how the recommendations and action plan are being delivered and the PPS is being applied?		
<b>Step 10: Keep the strategy robust &amp; up to date</b>		
1. Has a process been put in place to ensure the PPS is kept robust and up to date?		
2. Does the process involve an annual update of the PPS?		
3. Is the steering group to be maintained and is it clear of its on-going role?		
4. Is regular liaison with the NGBs and other parties planned?		
5. Has all the supply and demand information been collated and presented in a format (i.e. single document that can be filtered accordingly) that will help people to review it and highlight any changes?		
6. Have any changes made to the Active Places Power data been fed back to Sport England?		

# Appendix C: Glossary of Terms

## Introduction

Below are a number of terms that have been used within the Playing Pitch Strategy Action Plan with a brief explanation of what they mean.

### Secured Community Use

Community use of a site is deemed to be secured if use has been confirmed for three years. Unless known otherwise, Local Authority, Town Council and Parish Council sites are deemed to have secured community use. Clubs' sites would be deemed secured, dependent on the type of agreement they have in place with the site owner.

### Unsecured Community Use

Mainly relates to educational sites where the following should be in place to ensure certainty of secured community use (if not in place, then the site provides unsecured community use):

- A formal community use agreement;
- A leasing or management agreement requiring pitches to be available to the community/a community club;
- A formal policy for community use adopted by the owner and or educational establishment;
- Written confirmation from the owner and or educational establishment.

### Imported Demand

Imported Demand is demand from teams or users that comes from outside of the study area to access provision within it. This can be due to a lack of provision within the area that the demand is coming from and may impact the quality and or availability of provision in the study area.

### Exported Demand

Exported demand is demand from teams or users within the study area who access provision outside of it. This can be due to a lack of provision within the study area.

### Latent/ Unmet Demand

Unmet demand refers to existing demand that can't currently access pitch provision. For example a team may have access to playing pitches but no training facilities This can often result in clubs having waiting lists for players or teams that they can't accommodate.

### Future Demand

Future demand is an estimate of demand that may be generated for provision in the future. This can be derived from consultation with clubs or looking at Team Generation Rates (TGRs) based on population and known housing growth.

### **Team Generation Rates (TGRs)**

Future population forecasts have been developed by calculating future growth from data provided by ORS for development of the WBC Local Housing Needs Assessment.

### **Match Equivalent Sessions**

Pitches have a limit of how much match play they can accommodate over a certain period of time before their quality is adversely affected. As the main usage of pitches is likely to be for matches, it is appropriate for the comparable unit to be match equivalent sessions.

### **Carrying Capacity**

Carrying capacity is the amount of play a pitch can accommodate before it's quality is impacted. Generally, carrying capacity is determined by the relevant National Governing Body (NGB) for that sport and is determined by the quality of the pitch.

### **Overplay**

Overplay occurs when a pitch accommodates more use than its capacity allows for. This can have a detrimental effect on a pitches quality.

### **Spare Capacity**

Spare capacity is the amount of additional play a pitch can accommodated beyond its existing play, which is based on its carrying capacity. This should be interrogated further to understand if this translates into actual spare capacity.

### **Actual Spare Capacity**

Actual Spare Capacity is spare capacity that exists during peak times. For example, a pitch may be deemed to have spare capacity but if the pitch is in use during peak times for that sport, then this wouldn't be deemed actual spare capacity.